

20 Exeter, Yeovil, Westbury and Salisbury to London Waterloo



Train times

10 December 2023 to 1 June 2024

South Western
Railway

Your timetable

This timetable shows train services between **Exeter, Yeovil, Salisbury and London Waterloo**.

It also shows train services between:

- **Yeovil Pen Mill and London Waterloo via Castle Cary and Westbury** - see timetable **20A**
- **Yeovil Pen Mill and Weymouth** - see timetable **20B**.

Also connecting bus services between:

- **Axminster, Lyme Regis and Bridport** - see timetable **20C**
- **Axminster, Seaton and Beer** - see timetable **20D**
- **Honiton and Sidmouth** - see timetable **20E**
- **Yeovil Junction and Yeovil Pen Mill**- see timetable **20F**
- **Exeter St Davids and Exeter Airport**- see timetable **20G**.

Automated Delay Repay

We have introduced a new Automated Delay Repay (ADR) system that drastically cuts the time it takes to claim and receive compensation if your train is late.

ADR works for all customers who have bought Advance tickets or a Touch Smartcard season ticket from our website.

If you have a Touch Smartcard season ticket, you will need to touch in and out at the beginning and end of your journey, sign up for a Delay Repay account at

delayerepay.southwesternrailway.com and select 'Auto Delay Repay'. (The email addresses you use for 'My Account' and 'Delay Repay' must match.)

To find out more about Automated Delay Repay, visit:

southwesternrailway.com/contact-and-help/refunds-and-compensation/delay-repay/automated-delay-repay.

Buy a ticket before you board

You need to buy a valid ticket before you get on your train.

We know that most of our passengers do this before travelling, and we have a duty to those passengers to make sure no-one travels without paying. This is why we run a penalty fares scheme across most of our network.

If you travel without a valid ticket to or from a station within the penalty fares area, you may have to pay a penalty fare. A Penalty Fare is £100 plus the price of the full single fare applicable for your intended journey. However, if it is paid within 21 days, the Penalty Fare is reduced to £50 plus the price of the single fare applicable.

We have a policy to, wherever possible, prosecute everyone who deliberately avoids paying.

Cycles on trains

The services in this timetable have limited room for cycles so we have had to apply some restrictions. The ▼ and ★ symbol, with train times printed in **blue**, show restricted trains. These restrictions are explained in the 'Guide to notes and symbols' section.

We will carry folding cycles on any train as long as they can be folded small enough to be carried safely in the luggage rack. Cycles are not allowed on buses that replace trains during engineering works.

Changes to train times

Network Rail need to do engineering work to maintain and improve the rail network. They do a lot of this work at weekends and during holiday periods, but they also need to do some work overnight during the week.

If we need to close rail lines so Network Rail can carry out work, buses will replace train services. We may also have to alter train services over a wider area.

Please check for any changes to train times before travelling at weekends, late in the evening or early in the morning.

Look for the 'Changes to train times' posters at stations, or visit our website at **southwesternrailway.com**.

No-smoking policy

For the comfort of all our customers, smoking and using e-cigarettes is not allowed on any part of our trains or stations.

You can smoke outside the station entrance or in our car parks.

Travel with Confidence

So that you can travel with confidence, we are ventilating trains to refresh air, improving information about journeys and trains, and extensively cleaning trains and stations.



South Western Railway and Community Rail Partnerships

We are committed to working with Community Rail Partnerships (CRPs) across our network. CRPs are not-for-profit organisations that help to further connect the railway with the communities they serve. They work closely with SWR to promote healthy and sustainable travel, design projects which bring communities together, as well as support social and economic development. SWR is proud to provide core funding and support to 12 CRPs on our network.

Devon & Cornwall Rail Partnership - East Devon Line

Stations: Axminster, Honiton, Feniton, Whimple, Cranbrook and Pinhoe

The first rail partnership in the country, formed in 1991, Devon and Cornwall Rail Partnership has seen great success in the promotion and growth of services across that region. Their campaigns have won multiple national accolades including at the Community Rail Awards and the Rail Exec 'Most Interesting' Awards.

Find out more at dcrp.org.uk

**Devon & Cornwall
RAIL PARTNERSHIP**

South Wessex Community Rail Partnership

Covering the line running south of Westbury to Weymouth, including Upwey and Weymouth.

Find out more at southwessexcrp.org.uk/



SOUTH WESSEX
COMMUNITY RAIL PARTNERSHIP

Three Rivers Community Rail Partnership

Stations: Salisbury, Dean, Mottisfont & Dunbridge, Romsey, Millbrook, Redbridge, Southampton Central, St Denys, Swaythling, Southampton Airport, Eastleigh, Chandler's Ford, Bitterne, Woolston, Sholing, Netley, Hamble, Bursledon, Shawford and Winchester

Three Rivers aims to improve stations in the area of the rail routes that run alongside the main rivers between Salisbury, Winchester, Southampton and Bursledon – hence 'Three Rivers'. It is a group of local authorities, residents and the train industry, working to improve local stations, promote tourism, and train and bus service integration.

Find out more at threeriversrail.com/



Blackmore Vale Community Rail Partnership

Stations: Tisbury, Gillingham, Templecombe, Sherborne, Yeovil Junction and Crewkerne

The Blackmore Vale Line Community Rail Partnership is the local rail partnership, covering the stations of Tisbury, Gillingham, Templecombe, Sherborne, Yeovil Junction and Crewkerne on the West of England Line from London Waterloo to Exeter St Davids. Together with local people, station groups, businesses, and statutory and voluntary groups, the CRP promotes the area to prospective rail passengers and increases community involvement in its award-winning stations.

Find out more at blackmorevaletrains.com



MONDAY TO FRIDAY

Exeter, Yeovil and Salisbury to Basingstoke, Woking and London Waterloo

Notes	▼	★	★	★	★	★	★	B★	▼	▼	▼	▼	▼	▼	▼	B	▼	▼	▼	▼	▼	B	▼	B	▼	▼			
Exeter St Davids	d					0510			0640	0725		0823		0925		1025		1125		1225				1325		1425			
Exeter Central	d					0514			0644	0729		0828		0930		1030		1130		1230				1330		1430			
Pinhoe	d					0519			0649	0733		0833		0935		1035		1134		1234				1334		1434			
Cranbrook	d					0523			0653	0738		0837		0940		1039		1139		1239				1339		1439			
Whimble	d					0528			0658			0842		0945				1144						1344					
Feniton	d					0534			0704			0848				1047				1247						1447			
Honiton	d					0541	0620		0711	0752		0855		0955		1055		1155		1255				1355		1455			
Axminster	d					0553	0631		0723	0804		0906		1006		1106		1206		1306				1406		1506			
Crewkerne	d					0606	0644		0736	0817		0919		1019		1119		1219		1319				1419		1519			
Yeovil Pen Mill	d			0541				0711	0658							1059													
Yeovil Junction	a			0546	0615	0653	0716		0744	0825		0929		1028		1128		1228		1328				1428		1528			
Yeovil Junction	d			0514	0550	0620	0654	0720		0750	0829		0930		1029		1129		1229		1329		1338	1429		1451	1529		
Yeovil Pen Mill	a																						1343		1456				
Sherborne	d			0520	0556	0626	0700	0726		0756	0835		0935		1035		1135		1235		1335			1435		1535			
Templecombe	d			0528	0604	0634	0708	0734		0804	0843		0944		1043		1143		1243		1343			1443		1543			
Gillingham (Dorset)	d			0536	0612	0642	0716	0743		0812	0851	0918	0952		1051		1151		1251		1351			1451		1551	1618		
Tisbury	d			0546	0624	0652	0726	0753		0822	0901	0928	1002		1101		1201		1301		1401			1501		1602	1628		
Salisbury	a			0601	0639	0707	0741	0808	0811		0838	0917	0943	1017		1116		1212	1216		1319		1417		1514	1518	1613	1617	1643
Salisbury	d	0510	0543	0606	0645	0715	0745	0815	0846	0921	0947	1021	1047	1121	1147	1221	1247	1322	1347	1421	1447		1521	1547	1621	1647			
Southampton Central	a			0647c	0731c	0807c	0831c	0902c	0932c	1005c	1034c	1104c		1202c		1304c		1404c		1504c			1602c		1702c	1733c			
Portsmouth Harbour	a			0738c	0827c			0953c		1052c		1152c				1352c		1452c		1552c			1652c		1752c				
Grateley	d	0522	0555	0619	0657	0728	0757	0827	0859	0929	0959	1038	1059	1159		1259		1359		1459			1559		1659	1759			
Andover	d	0530	0603	0626	0705	0735	0805	0835	0906	0938	1006	1038	1106	1138	1206	1238	1306	1338	1406	1438	1506		1538	1606	1638	1706			
Whitchurch (Hants)	d	0538	0611	0635	0713	0744	0813	0843	0914		1014		1114		1214		1314		1414		1514		1614		1714	1814			
Overton	d	0544	0617	0641	0719	0750	0819	0849	0920		1020		1120		1220		1320		1420		1520		1620		1720	1820			
Basingstoke	a	0553	0626	0650	0728	0758	0828	0858	0928	0956	1028	1056	1128	1155	1228	1255	1328	1356	1428	1455	1528	1555	1629	1655	1728	1828			
Reading	a	0631b	0708b	0728b	0806b	0841b	0904b	0946b	1010b	1055b	1106b	1149b	1206b	1249b	1306b	1355b	1407b	1448b	1506b	1555b	1609b		1655b	1706b	1746b	1807b			
Woking	a	0613	0646	0734b	0805b	0842b	0848	0918	0949	1015	1049	1115	1149	1215	1249	1315	1349	1416	1449	1515	1550		1615	1649	1716	1749			
Clapham Junction	a	0633	0706				0915b	0938	1011	1036	1111b	1136	1211b	1236	1312b	1336	1412b	1436	1511b	1536	1612b		1636	1712b	1737	1811b			
London Waterloo	a	0642	0721	0736	0814	0844	0918	0951	1020	1049	1119	1149	1216	1249	1317	1349	1417	1449	1516	1549	1618		1649	1719	1751	1819			

Late night and weekend trains may be altered due to engineering works.
Please check at southwesternrailway.com before travelling.

★ Passengers travelling with cycles may not join or leave services at stations with train times shown in blue.

For guide to notes and symbols see end of timetable.

MONDAY TO FRIDAY

Exeter, Yeovil and Salisbury to Basingstoke, Woking and London Waterloo

Notes	▼	▼	▼	▼	▼	GW	▼	▼	▼	▼	▼	B																		
Exeter St Davids	d	1525		1625		1725	1748			1825		1925		2025		2125	2225	2306												
Exeter Central	d	1530		1629		1729	1753			1830		1930		2030		2130	2230	2310												
Pinhoe	d	1534		1633		1734	1758			1835		1934		2034		2134	2235	2315												
Cranbrook	d	1539		1638		1739	1802			1839		1939		2039		2139	2239	2319												
Whimple	d	1544		1643		1744				1844		1944				2144	2244	2324												
Feniton	d			1649		1749	1810			1849				2047		2149	2250	2329												
Honiton	d	1555		1656		1756	1817			1856		1955		2055		2156	2257	2337												
Axminster	d	1606		1707		1808	1828a			1908		2006		2106		2208	2308	2348												
Crewkerne	d	1619		1720		1821				1921		2019		2119		2221	2321	0001												
Yeovil Pen Mill	d											2030		2130																
Yeovil Junction	a	1628		1729		1829				1929		2028	2035	2128	2135	2229	2330	0009												
Yeovil Junction	d	1629		1730		1830		1916		1930		2029		2129	2145	2230	2331													
Yeovil Pen Mill	a							1921							2150															
Sherborne	d	1635		1736		1837				1937		2035		2135		2236														
Templecombe	d	1643		1744		1844				1944		2043		2143		2244														
Gillingham (Dorset)	d	1651		1752		1852				1952		2051		2151		2252														
Tisbury	d	1701		1802		1903				2003		2101		2201		2303														
Salisbury	a	1716		1822		1922				2022		2121		2221	2342	2320	0017													
Salisbury	d	1720	1747	1826	1847	1924			1947	2023	2052	2125		2225																
Southampton Central	a	1802c		1903c		2004c				2104c		2206c		2307c																
Portsmouth Harbour	a	1854c		1952c		2052c				2149c		2204c		2353c																
Grateley	d		1759		1859	1936				2035		2137		2237																
Andover	d	1737	1806	1843	1906	1947			2004	2043	2110	2144		2244																
Whitchurch (Hants)	d		1814		1914	1955				2051		2152		2252																
Overton	d		1820		1920	2001				2056		2158		2258																
Basingstoke	a	1754	1828	1900	1928	2009			2021	2106	2128	2206		2307																
Reading	a	1849b	1904b	1935b	1947				2045	2156b		2239b		2349b																
Woking	a	1816	1849	1920		2031			2054b	2130	2147	2232		2326																
Clapham Junction	a	1836	1911b	1940	2011b	2053			2117b	2156	2213b	2255		2346																
London Waterloo	a	1849	1919	1949	2020b	2104			2129b	2205	2212	2304		2356																

Late night and weekend trains may be altered due to engineering works.
Please check at southwesternrailway.com before travelling.

For guide to notes and symbols see end of timetable.

SATURDAY

Exeter, Yeovil and Salisbury to Basingstoke, Woking and London Waterloo

Notes	▼	▼	▼	▼	▼	▼	▼	▼	J	▼	▼	▼	▼	▼	▼	▼	▼	▼	▼	▼	▼	▼	▼	▼	▼	▼			
Exeter St Davids	d					0510			0640	0725		0824		0925		1025		1125		1225		1325		1425		1525		1625	
Exeter Central	d					0514			0645	0729		0828		0930		1030		1130		1230		1330		1430		1530		1630	
Pinhoe	d					0519			0650	0733		0833		0934		1034		1134		1234		1334		1434		1534		1634	
Cranbrook	d					0523			0654	0738		0837		0940		1039		1139		1239		1339		1439		1539		1639	
Whimble	d					0528			0659	0743		0842		0945				1144				1344				1544			
Feniton	d					0534			0705			0847				1047				1247				1447			1647		
Honiton	d					0541	0620		0713	0755		0855		0955		1055		1155		1255		1355		1455		1555	1655		
Axminster	d					0552	0631		0724	0806		0906		1006		1106		1206		1306		1406		1506		1606	1706		
Crewkerne	d					0605	0644		0737	0819		0919		1019		1119		1219		1319		1419		1519		1619	1719		
Yeovil Pen Mill	d																												
Yeovil Junction	a					0614	0653		0746	0828		0928		1028		1128		1228		1328		1428		1528		1628	1728		
Yeovil Junction	d					0620	0654		0753	0829		0929	0953	1029		1129		1229		1329		1429		1529		1629	1729		
Yeovil Pen Mill	a																												
Sherborne	d					0626	0700		0759	0835		0935	0959	1035		1135		1235		1335		1435		1535		1635	1735		
Templecombe	d					0634	0708		0807	0843		0943	1007	1043		1143		1243		1343		1443		1543		1643	1743		
Gillingham (Dorset)	d					0642	0717		0817	0851		0951	1017	1051		1151		1251		1351		1451		1551		1651	1751		
Tisbury	d					0652	0727		0827	0901		1001	1027	1101		1201		1301		1401		1501		1601		1701	1801		
Salisbury	a					0707	0742		0842	0916		1016	1042	1116		1216		1317		1417		1519		1615		1716	1816		
Salisbury	d	0515	0547	0621	0646	0721	0746	0821	0847	0921	0947	1021	1047	1121	1147	1221	1247	1321	1347	1421	1447	1521	1547	1621	1647	1721	1747	1821	1847
Southampton Central	a					0746c	0827c		0934c	1003c		1103c	1134c	1204c		1303c		1403c		1503c		1603c		1703c		1803c	1903c		
Portsmouth Harbour	a					0849c	0951c			1051c			1151c	1251c		1351c		1451c		1551c		1651c		1751c		1851c	1951c		
Grateley	d	0527	0559		0659		0759		0859		0959		1059		1159		1259		1359		1459		1559		1659		1759	1859	
Andover	d	0535	0606	0638	0706	0738	0806	0838	0906	0938	1006	1038	1106	1138	1206	1238	1306	1338	1406	1438	1506	1538	1606	1638	1706	1738	1806	1838	1906
Whitchurch (Hants)	d	0543	0614		0714		0814		0914		1014		1114		1214		1314		1414		1514		1614		1714		1814	1914	
Overton	d	0549	0620		0720		0820		0920		1020		1120		1220		1320		1420		1520		1620		1720		1820	1920	
Basingstoke	a	0558	0629	0655	0729	0756	0829	0855	0929	0955	1029	1055	1129	1155	1229	1255	1329	1355	1429	1455	1529	1555	1629	1655	1729	1755	1829	1855	1929
Reading	a	0646b	0706b	0756b	0807b	0849b	0907b	0947b	1007b	1049b	1106b	1149b	1207b	1249b	1306b	1350b	1409b	1449b	1505b	1551b	1606b	1649b	1706b	1749b	1808b	1849b	1906b	1950b	2011b
Woking	a	0618	0653	0716	0749	0816	0849	0915	0949	1015	1049	1115	1149	1215	1249	1315	1349	1415	1449	1515	1550	1615	1649	1715	1749	1815	1849	1915	1949
Clapham Junction	a	0638		0738	0822b	0837	0911b	0936	1011b	1036	1111b	1139	1211b	1236	1311b	1336	1411b	1436	1511b	1536	1612b	1637	1711b	1737	1811b	1836	1911b	1936	2011b
London Waterloo	a	0649	0719	0749	0819	0849	0919	0949	1019	1049	1119	1149	1219	1249	1319	1349	1419	1449	1519	1549	1619	1649	1719	1749	1819	1849	1919	1949	2019

Late night and weekend trains may be altered due to engineering works.

Please check at southwesternrailway.com before travelling.

For guide to notes and symbols see end of timetable.

SATURDAY**Exeter, Yeovil and Salisbury to Basingstoke, Woking and London Waterloo**

	<i>Notes</i>	▼	▼	▼	▼	▼																			
Exeter St Davids	d	1725	1825		1925	2025	2125	2300																	
Exeter Central	d	1730	1830		1930	2030	2130	2304																	
Pinhoe	d	1734	1834		1934	2034	2134	2309																	
Cranbrook	d	1739	1839		1939	2039	2139	2313																	
Whimple	d	1744			1944	2044	2144	2318																	
Feniton	d	1749	1847			2049	2149	2324																	
Honiton	d	1756	1855		1955	2056	2156	2332																	
Axminster	d	1808	1906		2006	2108	2208	2343																	
Crewkerne	d	1821	1919		2019	2121	2221	2356																	
Yeovil Pen Mill	d																								
Yeovil Junction	a	1829	1928		2028	2129	2229	0005																	
Yeovil Junction	d	1830	1929		2029	2130	2230	0006																	
Yeovil Pen Mill	a																								
Sherborne	d	1837	1935		2035	2137	2237																		
Templecombe	d	1844	1943		2043	2144	2244																		
Gillingham (Dorset)	d	1852	1951		2051	2152	2252																		
Tisbury	d	1903	2001		2101	2203	2303																		
Salisbury	a	1918	2016		2116	2218	2323	0041																	
Salisbury	d	1926	2026	2052	2126	2226																			
Southampton Central	a	2003c	2103c		2202c	2304c																			
Portsmouth Harbour	a	2051c	2151c		2250c	2350c																			
Grateley	d	1938	2038		2138	2238																			
Andover	d	1945	2045	2112	2145	2245																			
Whitchurch (Hants)	d	1953	2053		2153	2253																			
Overton	d	1959	2059		2159	2259																			
Basingstoke	a	2008	2108	2129	2208	2308																			
Reading	a	2049b	2149b	2218b	2249b	2346b																			
Woking	a	2030	2130	2149	2227	2328																			
Clapham Junction	a	2053	2153	2214b	2247	2348																			
London Waterloo	a	2104	2204	2219	2258	2359																			

Late night and weekend trains may be altered due to engineering works.
Please check at [southwesternrailway.com](https://www.southwesternrailway.com) before travelling.

For guide to notes and symbols see end of timetable.

SUNDAY

Exeter, Yeovil and Salisbury to Basingstoke, Woking and London Waterloo

Notes	▼	▼	▼	▼	▼	▼	▼	▼	▼	▼	▼	▼	▼	▼	▼	▼	▼	▼	▼	▼	▼	▼	▼	▼	▼	▼			
Exeter St Davids	d								0824			0925		1025		1125		1225		1325		1425		1525		1625		1725	1825
Exeter Central	d								0828			0930		1030		1130		1230		1330		1430		1530		1630		1730	1830
Pinhoe	d								0835			0934		1034		1134		1234		1334		1434		1534		1634		1734	1834
Cranbrook	d								0840			0939		1039		1139		1239		1339		1439		1539		1639		1739	1839
Whimble	d											0944				1144				1344				1544				1744	
Feniton	d								0848					1047				1247				1447				1647		1847	
Honiton	d								0856			0955		1055		1155		1255		1355		1455		1555		1655		1755	1855
Axminster	d								0907			1006		1106		1206		1306		1406		1506		1606		1706		1806	1906
Crewkerne	d								0920			1019		1119		1219		1319		1419		1519		1619		1719		1819	1919
Yeovil Pen Mill	d																					1543							
Yeovil Junction	a								0929			1028		1128		1228		1328		1428		1528	1548	1628		1728		1828	1928
Yeovil Junction	d			0729		0829		0930		0946	1029		1129		1229		1329		1429		1529	1553	1629		1729		1829	1929	
Yeovil Pen Mill	a									0952																			
Sherborne	d			0735		0835		0936			1035		1135		1235		1335		1435		1535	1559	1635		1735		1835	1935	
Templecombe	d			0743		0843		0944			1043		1143		1243		1343		1443		1543	1607	1643		1743		1843	1943	
Gillingham (Dorset)	d			0751		0851		0952			1051		1151		1251		1351		1451		1551	1618	1651	1717	1751		1851	1951	
Tisbury	d			0801		0901		1002			1101		1201		1301		1401		1501		1601	1629	1701	1728	1801		1901	2001	
Salisbury	a			0816		0916		1016		1113	1116		1216		1316		1416		1516		1616	1643	1719	1742	1816		1916	2016	
Salisbury	d	0645	0727	0741	0827	0844	0927	0944	1027	1044	1127	1144	1227	1327	1344	1427	1444	1527	1544	1627	1644	1727	1744	1827	1844	1927	2021		
Southampton Central	a				0945c		1045c		1103c		1202c		1304c		1403c		1505c		1605c		1703c	1745c	1806c	1846c	1902c	2001c	2101c		
Portsmouth Harbour	a								1151c		1251c		1351c		1451c		1551c		1651c		1751c		1852c	1952c		2050c	2149c		
Grateley	d		0739		0856		0956		1056			1156		1256		1356		1456		1556		1656		1756		1856	1956	2033	
Andover	d	0702	0746	0758	0845	0903	0945	1003	1045	1103	1145	1203	1245	1303	1345	1403	1445	1503	1545	1603	1645	1704	1745	1803	1845	1903	1945	2040	
Whitchurch (Hants)	d		0754		0911		1011		1111			1211		1311		1411		1511		1611		1712		1811		1911	2048		
Overton	d		0800		0917		1017		1117			1217		1317		1417		1517		1617		1717		1817		1917	2054		
Basingstoke	a	0719	0809	0816	0902	0926	1003	1026	1103	1126	1204	1226	1303	1326	1403	1426	1503	1526	1603	1626	1703	1727	1803	1826	1903	1926	2003	2103	
Reading	a	0832b		0844	0947	1047	1147					1247		1347		1449		1547		1647		1806b		1906b		2006b	2106b	2232b	
Woking	a	0740	0828	0903b	0923	1002b	1024	1102b	1123	1203b	1223	1302b	1323	1402b	1423	1502b	1523	1553b	1623	1653b	1723	1753b	1823	1853b	1923	1953b	2023	2123	
Clapham Junction	a	0805	0856	0929b	0947	1029b	1044	1129b	1144	1227b	1243	1327b	1343	1427b	1443	1527b	1543	1614b	1643	1714b	1743	1810	1843	1908	1943	2010	2043	2143	
London Waterloo	a	0823	0912	0943b	1000	1043b	1057	1141b	1157	1237b	1254	1337b	1354	1437b	1454	1537b	1554	1624b	1654	1724b	1754	1819	1854	1917	1954	2019	2054	2154	

Late night and weekend trains may be altered due to engineering works. Please check at southwesternrailway.com before travelling.

For guide to notes and symbols see end of timetable.

SUNDAY**Exeter, Yeovil and Salisbury to Basingstoke, Woking and London Waterloo**

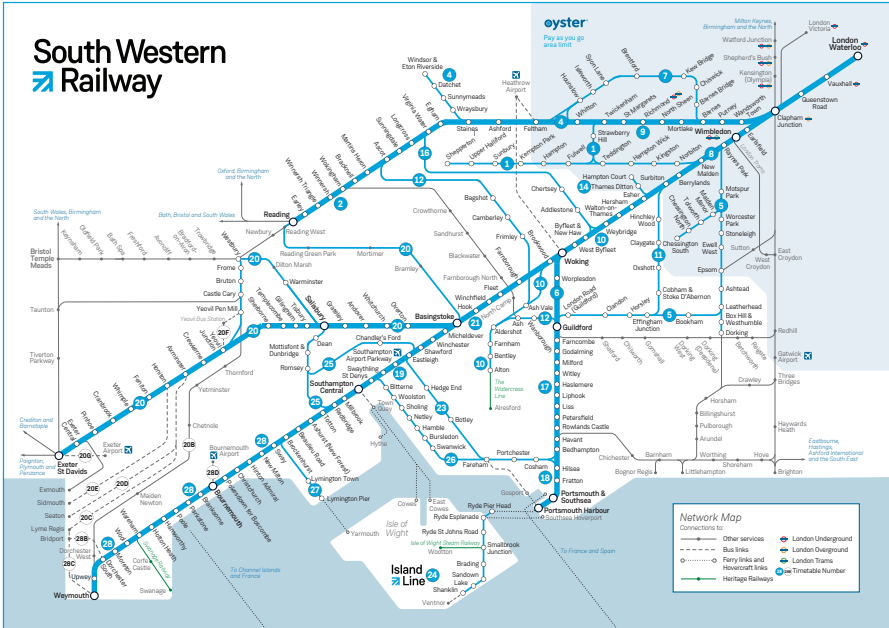
Notes	▼	▼																											
Exeter St Davids	d	1925	2025	2125	2225	2313																							
Exeter Central	d	1930	2030	2130	2230	2318																							
Pinhoe	d	1934	2034	2134	2236	2323s																							
Cranbrook	d	1939	2039	2139	2240	2328s																							
Whimble	d	1944	2044	2144	2245																								
Feniton	d		2049	2149	2251																								
Honiton	d	1955	2056	2156	2258	2340s																							
Axminster	d	2006	2108	2208	2309	2352s																							
Crewkerne	d	2019	2121	2221	2322	0008s																							
Yeovil Pen Mill	d																												
Yeovil Junction	a	2028	2129	2229	2331	0017																							
Yeovil Junction	d	2029	2130	2230	2333																								
Yeovil Pen Mill	a																												
Sherborne	d	2035	2137	2237																									
Templecombe	d	2043	2144	2244																									
Gillingham (Dorset)	d	2051	2152	2252																									
Tisbury	d	2101	2203	2303																									
Salisbury	a	2116	2217	2317	0020																								
Salisbury	d	2121	2227																										
Southampton Central	a	2203c	2312c																										
Portsmouth Harbour	a	2249c	2356c																										
Grateley	d	2133	2239																										
Andover	d	2140	2246																										
Whitchurch (Hants)	d	2148	2254																										
Overton	d	2154	2300																										
Basingstoke	a	2203	2309																										
Reading	a																												
Woking	a	2223	2328																										
Clapham Junction	a	2243	2349																										
London Waterloo	a	2254	2358																										

Late night and weekend trains may be altered due to engineering works.

Please check at southwesternrailway.com before travelling.

For guide to notes and symbols see end of timetable.

South Western Railway



Changing trains

Most journeys shown in this timetable are direct trains, shown in **bold type**. However, you may be able to make other journeys or reach your destination more quickly by changing trains. To help you find these alternative trains, we show them in the timetable with *light italic type*. A letter against the time will show where you need to change trains – please check the ‘Notes’ section for an explanation of these letters.

Please allow plenty of time to change trains. At most stations you will need to allow at least five minutes. You will need longer at some stations, and this is shown in the ‘Station information’ table in this timetable. For example ⑩ means you should allow 10 minutes to change trains at this station.

MONDAY TO FRIDAY
London Waterloo, Woking and Basingstoke to Salisbury, Yeovil and Exeter

Notes			▼	▼	▼	▼ B	▼	▼	▼	▼ B	▼	▼	▼ D	▼	▼	▼	▼	▼	▼	▼	▼	▼	▼	▼ G★	▼ ★					
London Waterloo	d				0635	0710	0750	0820	0850	0920	0950	1020	1050	1120	1150	1220	1250	1320	1350		1420	1450	1520	1550	1620	1650	1723			
Clapham Junction	d				0642u	0717u	0758u	0828u		0927u	0957u	1027u	1057u	1127u	1157u	1227u	1257u	1327u	1357u		1427u	1457u	1527u	1557u	1627u	1657u	1734b			
Woking	d				0702	0736	0817	0846	0916	0946	1016	1046	1116	1146	1216	1246	1316	1346	1417		1446	1516	1546	1616	1646u	1659b	1734b			
Reading	d				0640b	0657b	0800b	0823b	0859b	0933b	0952b	1033b	1052b	1132b	1151b	1232b	1251b	1332b	1352b		1432b	1505b	1532b	1552b	1607b	1652b	1715b			
Basingstoke	d				0724	0800	0838	0907	0938	1008	1038	1108	1138	1208	1238	1308	1338	1408	1437		1508	1538	1608	1638	1707	1738	1807			
Overton	d				0733	0808	0846		0946		1046		1146		1246		1346		1447		1546		1646	1716	1747	1816				
Whitchurch (Hants)	d				0738	0813	0851		0951		1051		1151		1251		1351		1452		1551		1651	1722	1752	1822				
Andover	d				0746	0822	0900	0926	1002	1026	1100	1126	1200	1226	1300	1325	1400	1426	1500		1526	1600	1627	1700	1730	1801	1830			
Grateley	d				0754	0830	0907		1010		1107		1207		1307		1407		1508		1607		1707	1738	1809	1838				
Portsmouth Harbour	d				0601c		0721c		0823c		0923c		1023c		1123c		1223c		1323c		1423c		1523c		1623c		1723c			
Southampton Central	d				0533c	0647c		0810c	0837c	0911c		1011c	1037c	1110c		1211c		1311c		1411c	1437c		1511c		1609c	1637c	1711c	1737c	1810c	
Salisbury	a				0806	0843	0920	0945	1022	1045	1119	1143	1220	1244	1321	1344	1420	1445	1520		1545	1620	1644	1721	1750	1822	1850			
Salisbury	d				0610	0738	0808	0847	0923	0947		1047	1131	1147		1247	1250		1347		1447		1525	1547		1647	1723	1754	1824	1854
Tisbury	d				0629	0758	0827	0906		1007		1106		1206		1306		1406		1506		1539	1607		1706	1737	1809	1838	1909	
Gillingham (Dorset)	d				0551	0642	0811	0837a	0917		1018		1117		1217		1317		1417		1517		1548a	1618		1717	1752	1819	1852	1920
Templecombe	d				0558	0650	0819		0925		1025		1125		1225		1325		1425		1525		1625		1725	1800	1827	1859	1927	
Sherborne	d				0606	0657	0826		0932		1033		1132		1232		1332		1432		1532		1633		1732	1807	1834	1907	1935	
Yeovil Pen Mill	d								1052a		1038		1138		1258	1414		1438		1538		1638		1738	1813	1840	1912	1940		
Yeovil Junction	a				0612	0703	0832		0938		1038		1138		1303	1238		1438		1538		1638		1738	1813	1840	1912	1940		
Yeovil Junction	d				0615	0707	0839		0942		1041		1139		1239		1339		1439		1539		1639		1739		1841	1916	1941	
Yeovil Pen Mill	a																									1921				
Crewkerne	d				0625	0716	0849		0951		1051		1149		1249		1349		1449		1549		1649		1749		1850	1951		
Axminster	d	0550	0657z	0737	0903		1006		1105		1203		1303		1403		1503		1603		1703		1804		1905		2005			
Honiton	d	0604	0712	0752	0916		1018		1118		1216		1316		1416		1515		1616		1717		1816		1918		2017			
Feniton	d	0610	0718	0758	0922		1023		1121		1221		1321		1421		1521		1621		1722		1822		1923					
Whimple	d	0615	0723	0803	0927		1027		1126		1226		1324		1424		1526		1624		1724		1825		1925		2025			
Cranbrook	d	0619	0728	0808	0931		1031		1130		1229		1328		1429		1530		1629		1730		1830		1931		2030			
Pinhoe	d	0623	0732	0813	0935		1035		1134		1233		1332		1433		1534		1633		1734		1834		1935		2034			
Exeter Central	a	0628	0738	0818	0940		1040		1139		1238		1338		1438		1539		1638		1740		1839		1940		2039			
Exeter St Davids	a	0632	0745	0822	0945		1043		1143		1242		1342		1442		1543		1642		1744		1849		1944		2042			

Late night and weekend trains may be altered due to engineering works.
Please check at southwesternrailway.com before travelling.

★ Passengers travelling with cycles may not join or leave services at stations with train times shown in blue.
For guide to notes and symbols see end of timetable.

MONDAY TO FRIDAY

London Waterloo, Woking and Basingstoke to Salisbury, Yeovil and Exeter

	Notes	▼ ★	▼ ★	▼	▼	▼	▼	▼	▼			FX	FO											
London Waterloo	d	1753		1823	1851		1920	1950	2020		2120	2220	2250	2340	2340									
Clapham Junction	d			1814b			1927u	1957u	2027u		2127u	2227u	2257u	2347u	2347u									
Woking	d	1745b		1834b	1845b		1946u	1949b	2046u		2146	2246	2318	0009	0009									
Reading	d	1757b		1832b	1905b		1925b	1957b	2021b	2052b	2122b	2226b	2252b	2334b	2334b									
Basingstoke	d	1838		1907	1939		2007	2038	2107	2138	2207	2307	2338	0029	0029									
Overton	d	1847		1916	1947		2016	2046	2116	2146	2216	2316	2347	0037s	0037s									
Whitchurch (Hants)	d	1853		1922	1952		2021	2051	2121	2151	2221	2321	2353	0042s	0042s									
Andover	d	1901		1930	2001		2030	2100	2129	2200	2229	2329	0001	0051	0051									
Grateley	d	1909		1938	2009		2038	2107	2137	2207	2237	2337	0009	0058s	0058s									
Portsmouth Harbour	d			1824c			1923c		2024c			2123c												
Southampton Central	d	1840c		1911c	1937c		2011c		2111c			2240c												
Salisbury	a	1922		1950	2021		2050	2119	2149	2220	2249	2349	0021	0111	0111									
Salisbury	d	1924		1954	2024		2054		2151			2351			0114									
Tisbury	d	1938		2009	2038		2108		2208			0004s			0127s									
Gillingham (Dorset)	d	1954		2020	2051		2119		2218			0015s			0137s									
Templecombe	d	2001		2027	2059		2126		2226			0023s			0145s									
Sherborne	d	2009		2035	2106		2134		2233			0030s			0153s									
Yeovil Pen Mill	d		2030			2130																		
Yeovil Junction	a	2014	2035	2040	2112	2135	2139		2239			0036			0159									
Yeovil Junction	d	2019		2041	2117		2142		2240															
Yeovil Pen Mill	a	2026			2124																			
Crewkerne	d			2051			2152		2250															
Axminster	d			2105			2206		2305															
Honiton	d			2117			2218		2338n															
Feniton	d			2123					2343															
Whimple	d						2226		2348															
Cranbrook	d						2231		2353															
Pinhoe	d			2134			2235		2357															
Exeter Central	a			2139			2240		0002															
Exeter St Davids	a			2143			2244		0005															

Late night and weekend trains may be altered due to engineering works.
Please check at southwesternrailway.com before travelling.

★ Passengers travelling with cycles may not join or leave services at stations with train times shown in blue.
For guide to notes and symbols see end of timetable.

SATURDAY

London Waterloo, Woking and Basingstoke to Salisbury, Yeovil and Exeter

Notes				▼	▼	▼	▼	▼ K	▼	▼	▼	▼	▼	▼	▼	▼	▼	▼	▼	▼	▼	▼	▼	▼	▼				
London Waterloo	d				0635	0710	0750	0820	0850	0920	0950	1020	1050	1120	1150	1220	1250	1320	1350	1420	1450	1520	1550	1620	1650	1720			
Clapham Junction	d				0642u	0717u	0757u	0827u	0857u	0927u	0957u	1028u	1057u	1127u	1157u	1227u	1257u	1327u	1357u	1427u	1457u	1527u	1557u	1627u	1657u	1727u			
Woking	d				0702	0736	0816	0846	0916	0946	1016	1046	1116	1148	1216	1246	1316	1346	1416	1446	1516	1546	1616	1646	1716	1746			
Reading	d				0637b	0707b	0753b	0807b	0852b	0910b	1007b	1037b	1104b		1152b	1207b	1252b	1307b	1352b	1407b	1452b	1507b	1552b	1607b	1652b	1707b			
Basingstoke	d				0723	0759	0837	0908	0938	1008	1040	1109	1138	1208	1238	1308	1338	1407	1438	1508	1537	1608	1638	1708	1738	1808			
Overton	d				0731	0808	0845		0946		1048		1146		1246		1346		1446		1545		1646		1746				
Whitchurch (Hants)	d				0736	0813	0850		0951		1053		1151		1251		1351		1451		1550		1651		1751				
Andover	d				0745	0822	0859	0926	1000	1026	1102	1127	1200	1226	1300	1326	1400	1426	1500	1526	1600	1626	1700	1726	1800	1826			
Grateley	d				0752	0830	0906		1007		1109		1207		1307		1407		1507		1607		1707		1807				
Portsmouth Harbour	d				0608c		0723c		0823c		0923c		1023c		1123c		1223c		1323c		1423c		1523c		1623c		1723c		
Southampton Central	d				0657c		0810c		0910c		1010c		1110c		1210c		1310c		1410c		1510c		1610c		1710c		1810c		
Salisbury	a				0805	0843	0919	0942	1020	1042	1122	1145	1220	1243	1320	1342	1420	1442	1520	1543	1620	1642	1720	1742	1820	1843			
Salisbury	d			0615	0747	0813	0847		0947		1047		1147		1247		1347		1447		1547		1647		1747		1847		
Tisbury	d			0629	0801	0832	0906		1006		1106		1206		1306		1406		1506		1606		1706		1806		1908		
Gillingham (Dorset)	d			0642	0814	0900	0917		1017		1117		1217		1317		1417		1517		1617		1717		1817		1919		
Templecombe	d			0650	0822	0907	0925		1025		1125		1225		1325		1425		1525		1625		1725		1825		1926		
Sherborne	d			0657	0829	0915	0932		1032		1132		1232		1332		1432		1532		1632		1732		1832		1934		
Yeovil Pen Mill	d																												
Yeovil Junction	a			0703	0835	0920	0938		1038		1138		1238		1338		1438		1538		1638		1738		1838		1939		
Yeovil Junction	d			0615	0707	0839		0939		1039		1139		1239		1339		1439		1539		1639		1739		1839		1941	
Yeovil Pen Mill	a																												
Crewkerne	d			0624	0716	0849		0949		1049		1149		1249		1349		1449		1549		1649		1749		1849		1950	
Axminster	d	0552	0657z	0738	0903		1003		1103		1203		1303		1403		1503		1603		1703		1803		1903		2005		
Honiton	d	0604	0712	0754	0916		1016		1116		1216		1316		1416		1516		1616		1716		1816		1916		2016		
Feniton	d	0610	0718	0800	0921		1021		1121		1221		1321		1421		1521		1621		1721		1821		1921		2023		
Whimple	d	0615	0723	0805	0926				1124				1324				1524				1724				1924				
Cranbrook	d	0619	0728	0809	0931		1029		1128		1229		1328		1429		1528		1629		1728		1829		1928		2030		
Pinhoe	d	0623	0732	0813	0935		1033		1132		1233		1332		1433		1532		1633		1732		1833		1932				
Exeter Central	a	0628	0738	0818	0940		1038		1138		1238		1338		1438		1538		1638		1738		1837		1938		2037		
Exeter St Davids	a	0632	0743	0823	0943		1042		1142		1242		1342		1442		1542		1643		1742		1841		1942		2042		

Late night and weekend trains may be altered due to engineering works.

Please check at southwesternrailway.com before travelling.

For guide to notes and symbols see end of timetable.

SATURDAY

London Waterloo, Woking and Basingstoke to Salisbury, Yeovil and Exeter

Notes	▼ B	▼	▼	▼	▼	▼	▼	▼	▼	▼	▼	▼	▼	▼	▼	▼	▼	▼	▼	▼	▼	▼	▼	▼	▼	▼	▼
London Waterloo	d	1750	1820		1850	1920	1950	2020	2050	2120	2220	2250	2339														
Clapham Junction	d	1757u	1827u		1857u	1927u	1957u	2027u	2057u	2127u	2227u	2257u	2346u														
Woking	d	1816	1846		1916	1946	2016	2046	2116	2146	2247	2316	0008														
Reading	d	1752b	1807b		1905b	1932b	2005b		2052b	2135b	2235b	2305b															
Basingstoke	d	1838	1908		1938	2008	2038	2108	2138	2208	2308	2340	0029														
Overton	d	1846			1946		2046		2146	2216	2317	2349	0038s														
Whitchurch (Hants)	d	1851			1951		2051		2151	2221	2322	2355	0043s														
Andover	d	1900	1926		2000	2026	2100	2126	2200	2230	2330	0003	0051														
Grateley	d	1907			2007		2107		2207	2237	2338	0011	0059s														
Portsmouth Harbour	d		1823c			1923c		2023c																			
Southampton Central	d	1837c	1910c			2010c		2112c		2137c																	
Salisbury	a	1920	1943		2020	2045	2120	2144	2220	2249	2350	0024	0111														
Salisbury	d	1926	1947			2047		2148		2254																	
Tisbury	d		2006			2106		2206		2309s																	
Gillingham (Dorset)	d		2017			2117		2217		2319s																	
Templecombe	d		2025			2125		2225		2327s																	
Sherborne	d		2032	—		2132		2232		2334s																	
Yeovil Pen Mill	d	2039		2039																							
Yeovil Junction	a	—	2038	2045		2138		2238		2340																	
Yeovil Junction	d		2039			2139		2239																			
Yeovil Pen Mill	a																										
Crewkerne	d		2049			2149		2249																			
Axminster	d		2103			2203		2303																			
Honiton	d		2117			2217		2315a																			
Feniton	d					2222																					
Whimple	d		2125			2227																					
Cranbrook	d		2129			2232																					
Pinhoe	d		2133			2236																					
Exeter Central	a		2138			2241																					
Exeter St Davids	a		2142			2245																					

Late night and weekend trains may be altered due to engineering works.
Please check at southwesternrailway.com before travelling.

For guide to notes and symbols see end of timetable.

SUNDAY

London Waterloo, Woking and Basingstoke to Salisbury, Yeovil and Exeter

Notes		▼	▼	▼	▼	▼	▼	▼	▼	▼	▼	▼	▼	▼	▼	▼	▼	▼	▼	▼	▼	▼	▼	▼	▼	▼			
London Waterloo	d			0815	0835b	0915	0935b	1015	1035b	1115	1135b	1215	1235b	1315	1335b	1415	1435b	1520	1535b	1620	1635b	1720	1745	1820	1845	1920	1945	2020	2045
Clapham Junction	d			0823u	0845b	0924u	0945b	1023u	1045b	1123u	1145b	1223u	1242b	1323u	1342b	1423u	1442b	1527u	1542b	1627u	1642b	1727u	1753u	1827u	1853u	1927u	1953u	2027u	2053u
Woking	d			0846	0907b	0946	1007b	1046	1107b	1146	1207b	1246	1307b	1345	1407b	1446	1507b	1546	1607b	1646	1707b	1746	1813	1846	1913	1946	2013	2046	2114
Reading	d			0737b	0912		1012		1112		1212		1312		1412		1512		1612		1712		1752b		1852b		1952b		2052b
Basingstoke	d		0804	0907	0933	1007	1033	1107	1131	1207	1231	1307	1331	1407	1431	1507	1531	1607	1631	1707	1731	1807	1834	1907	1934	2007	2034	2107	2135
Overton	d		0812		0942		1042		1140		1240		1340		1440		1540		1640		1739		1843		1943		2043		2143
Whitchurch (Hants)	d		0817		0947		1047		1145		1245		1345		1445		1545		1645		1744		1848		1948		2048		2148
Andover	d		0826	0924	0957	1026	1057	1125	1154	1224	1254	1325	1354	1424	1453	1524	1553	1625	1654	1724	1753	1825	1856	1925	1956	2025	2056	2126	2157
Grateley	d		0833		1005		1105		1201		1301		1401		1501		1601		1701		1800		1905		2005		2105		2205
Portsmouth Harbour	d					0908c				1108c		1208c		1308c		1408c		1508c		1608c		1708c		1808c		1908c		2008c	
Southampton Central	d					0957c		1057c		1157c		1257c	1310c	1357c		1457c	1510c	1557c		1657c		1757c		1857c		1957c		2058c	
Salisbury	a		0846	0941	1018	1043	1118	1142	1214	1242	1314	1343	1414	1442	1514	1540	1613	1646	1715	1742	1815	1842	1917	1943	2017	2042	2117	2143	2217
Salisbury	d	0654	0847	0947		1047		1147		1247		1347	1419	1447		1547	1614	1647		1747		1847		1947		2047		2147	
Tisbury	d	0706	0906	1007		1106		1206		1306		1406	1433	1506		1606	1633	1706		1806		1906		2006		2106		2207	
Gillingham (Dorset)	d	0717	0917	1018		1117		1217		1317		1417	1451	1517		1617	1643a	1717		1817		1917		2017		2117		2218	
Templecombe	d	0725	0925	1025		1125		1225		1325		1425	1458	1525		1625		1725		1825		1925		2025		2125		2225	
Sherborne	d	0732	0932	1033		1132		1232		1332		1432	1506	1532		1632		1732		1832		1932		2032		2132		2233	
Yeovil Pen Mill	d																												
Yeovil Junction	a	0738	0938	1038		1138		1238		1338		1438	1511	1538		1638		1738		1838		1938		2038		2138		2238	
Yeovil Junction	d	0739	0939	1039		1139		1239		1339		1439	1516	1539		1639		1739		1839		1940		2039		2139			
Yeovil Pen Mill	a											1521				1639		1739		1839		1940		2039		2139			
Crewkerne	d	0749	0949	1049		1149		1249		1349		1449		1549		1649		1749		1849		1950		2049		2149			
Axminster	d	0804	1003	1103		1203		1303		1403		1503		1603		1703		1803		1903		2004		2103		2204			
Honiton	d	0817	1016	1116		1216		1316		1416		1516		1616		1716		1816		1916		2017		2117		2217			
Feniton	d	0822	1021			1221				1421				1621				1821				2022				2221			
Whimple	d	0827	1026	1124				1324				1524				1724				1924				2125		2227			
Cranbrook	d	0832	1031	1128		1229		1328		1429		1528		1629		1728		1829		1928		2030		2128		2232			
Pinhoe	d	0836	1035	1132		1233		1332		1433		1532		1633		1732		1833		1932		2034		2132		2236			
Exeter Central	a	0843	1040	1138		1238		1338		1438		1538		1638		1738		1838		1938		2039		2138		2241			
Exeter St Davids	a	0847	1044	1142		1243		1343		1442		1542		1642		1747		1842		1942		2043		2143		2244			

Late night and weekend trains may be altered due to engineering works.

Please check at southwesternrailway.com before travelling.

For guide to notes and symbols see end of timetable.

SUNDAY

London Waterloo, Woking and Basingstoke to Salisbury, Yeovil and Exeter

<i>Notes</i>		▼																										
London Waterloo	d	2120	2220	2335																								
Clapham Junction	d	2127u	2227u	2344u																								
Woking	d	2146	2246	0008																								
Reading	d		2152b																									
Basingstoke	d	2207	2307	0040																								
Overton	d		2315	0049s																								
Whitchurch (Hants)	d		2320	0054s																								
Andover	d	2224	2329	0103																								
Grateley	d		2336	0110s																								
Portsmouth Harbour	d	2108c																										
Southampton Central	d	2157c																										
Salisbury	a	2242	2348	0122																								
Salisbury	d	2247																										
Tisbury	d	2307																										
Gillingham (Dorset)	d	2318																										
Templecombe	d	2325																										
Sherborne	d	2333																										
Yeovil Pen Mill	d																											
Yeovil Junction	a	2338																										
Yeovil Junction	d	2339																										
Yeovil Pen Mill	a																											
Crewkerne	d	2349																										
Axminster	d	0009																										
Honiton	d	0020s																										
Feniton	d	0027s																										
Whimple	d	0032s																										
Cranbrook	d	0036s																										
Pinhoe	d	0040s																										
Exeter Central	a																											
Exeter St Davids	a	0047																										

Late night and weekend trains may be altered due to engineering works.
 Please check at southwesternrailway.com before travelling.

For guide to notes and symbols see end of timetable.

GUIDE TO NOTES AND SYMBOLS

First Class accommodation also available on all trains shown in **bold type** except GWR services.

B Runs via Westbury - see table 20A.

C Also has portion from Frome - see table 20A.

D Train divides at Salisbury. Please travel in correct portion.

G Continues to Castle Cary, Bruton, Frome and Westbury - see table 20A.


J Also has portion from Castle Cary - see table 20A.

K To Frome - see table 20A.

FX Service does **not** run on Friday.

FO Service runs on Friday only.

GW Operated by Great Western Railway. Standard class ONLY.

 Train divides.

 Train attaches to another.

a Arrival time.

b Change at Basingstoke.

c Change at Salisbury.

d Departure time.

n Arrives Honiton at 2316.

All services shown in **bold type** are operated by South Western Railway except where shown.

s Stops to let passengers leave the train only.

u Stops to let passengers join the train only.

v Change at Fratton and Salisbury.

z Arrives Axminster at 0644.

▼ Cycles only carried with advance reservation.


★ **Passengers travelling with cycles may not join or leave services at stations with train times shown in blue.**


↔ Woking - Railair coach link between Woking station and Heathrow Airport. Visit firstbus.co.uk/railair for details.

⊖ Interchange for London Underground. Visit tfl.gov.uk for details.

P Car Park.

⑦ Minimum connection time where different from the standard five minutes.

 Station for Southampton City Centre and the Docks. Also buses for Red Funnel Ferries to Cowes, Isle of Wight, (redfunnel.co.uk) and the Hythe ferry (hytheferry.co.uk).

 Interchange for high-speed catamaran to Ryde, Isle of Wight.

Shipping services operated by Wightlink Ltd, Isle of Wight Ferries, P.O. Box 59, Portsmouth, PO1 2XB. Telephone **0333 999 7333**

(calls charged at local rate) or visit wightlink.co.uk Also change at Portsmouth Harbour for the Gosport Ferry. Visit gospportferry.co.uk

Cycle reservations

A cycle space must be reserved in advance when a ▼ symbol appears above the train.



Cycles on trains - Monday to Friday

At peak times the following restrictions apply in the area bounded by Reading, Hook, Alton, Guildford and Dorking.

Passengers travelling with cycles may not join or leave services timed to arrive at London Waterloo between 0715 and 1000 inclusive or timed to depart London Waterloo between 1645 and 1900 inclusive.

STATION INFORMATION

See notes for explanation of symbols.

Exeter St Davids	P	⑥
Exeter Central	P	
Pinhoe		
Cranbrook	P	
Whimple	P	
Feniton	P	
Honiton	P	
Axminster	P	
Crewkerne	P	
Yeovil Junction	P	
Sherborne	P	
Templecombe	P	
Gillingham (Dorset)	P	
Tisbury	P	
Salisbury	P	
Southampton Central	P	
Portsmouth Harbour		
Grateley	P	
Andover	P	
Whitchurch (Hants)	P	
Overton	P	
Basingstoke	P	
Reading	P	⑦
Woking	P	↔
Clapham Junction		⑩
London Waterloo	⊖	⑮

MONDAY TO FRIDAY

	Notes	0▼ ★	0▼	0▼ J	0▼ J	0▼ L	0▼ J													
Yeovil Pen Mill	d	0658	1059	1345	1500	1923	2152													
Castle Cary	d	0712	1114	1410	1514	1938	2220													
Bruton	d	0717	1119	1416	1519	1943	2225													
Frome	d	0729	1132	1432	1531	1956	2245													
Westbury	d	0742	1144	1445	1544	2005a	2314													
Warminster	d	0750	1152	1454	1553		2321													
Salisbury	a	0811	1212	1514	1613		2342													
Salisbury	d	0815	1221	1521	1621															
Graley	a	0827																		
Andover	a	0834	1237	1538	1637															
Whitchurch (Hants)	a	0843																		
Overton	a	0849																		
Basingstoke	a	0858	1255	1555	1655															
Woking	a	0918	1315	1615	1716															
Clapham Junction	a	0938	1336	1636	1737															
London Waterloo	a	0951	1349	1649	1751															

STATION INFORMATION

For a guide to notes and symbols, see next page.

Yeovil Pen Mill	P	
Castle Cary	P	
Bruton	P	
Frome	P	
Westbury	P	
Warminster	P	
Salisbury	P	
Graley	P	
Andover	P	
Whitchurch	P	
Overton	P	
Basingstoke	P	
Woking	P	←
Clapham Junction		⑩
London Waterloo	⊖	⑮

For the complete service between Salisbury, Andover and London Waterloo, also trains from Yeovil Junction, please see earlier pages.

For details of the complete service between Westbury and Salisbury, also Yeovil Pen Mill to Westbury and Weymouth, please see Great Western Railway publicity.

★ Passengers travelling with cycles may not join or leave services at stations with train times shown in blue.

Late night and weekend trains may be altered due to engineering works.

Please check at southwesternrailway.com before travelling.

SATURDAY

	Notes	▼	▼	■									
Yeovil Pen Mill	d												
Castle Cary	d	0736											
Bruton	d	0741											
Frome	d	0754	1130										
Westbury	d	0810	1143	2312									
Warminster	d	0818	1150	2320									
Salisbury	a	0839	1212	2342									
Salisbury	d	0847	1221										
Grateley	a	0859											
Andover	a	0905	1237										
Whitchurch (Hants)	a	0914											
Overton	a	0920											
Basingstoke	a	0929	1255										
Woking	a	0949	1315										
Clapham Junction	a	1011b	1336										
London Waterloo	a	1019	1349										

SUNDAY

▼													
J													
0953													
1007													
1012													
1024													
1043													
1051													
1113													
1127													
1143													
1204													
1223													
1243													
1254													

NOTES TO THIS TABLE

- J From Yeovil Junction.
- L From London Waterloo via Sherborne and Yeovil Junction (see main timetable).
- a Arrival time.
- b Change at Basingstoke.
- d Departure time.
- First Class accommodation also available.
- ▼ Cycles only carried with advance reservation.
- ← Woking - Railair coach link between Woking station and Heathrow Airport. Visit firstbus.co.uk/railair for details.
- ⊖ Interchange for London Underground. Visit tfl.gov.uk for details.
- Ⓟ Car Park.
- ⌚ Minimum connection time where different from the standard five minutes.
- ★ Passengers travelling with cycles may not join or leave services at stations with train times shown in blue.

For the complete service between Salisbury, Andover and London Waterloo, also trains from Yeovil Junction, please see earlier pages.

For details of the complete service between Westbury and Salisbury, also Yeovil Pen Mill to Westbury and Weymouth, please see Great Western Railway publicity.

Late night and weekend trains may be altered due to engineering works. Please check at southwesternrailway.com before travelling.

MONDAY TO FRIDAY

	Notes	0▼	0▼ V	0▼ D																
London Waterloo	d	0750	0950	1120																
Clapham Junction	d	0758u	0957u	1127																
Woking	d	0817	1016	1146																
Basingstoke	d	0838	1038	1208																
Overton	d	0846	1046																	
Whitchurch (Hants)	d	0851	1051																	
Andover	d	0900	1100	1226																
Grateley	d	0907	1107																	
Salisbury	a	0920	1119	1244																
Salisbury	d	0923	1131	1250																
Warminster	a	0943	1151	1310																
Westbury	a	0952	1200	1319																
Frome	a	1005	1215	1332																
Bruton	a	1016	1232	1343																
Castle Cary	a	1022	1240	1350																
Yeovil Pen Mill	a	1052	1256	1412																

STATION INFORMATION

For a guide to notes and symbols, see next page.

London Waterloo	⊖	⓫
Clapham Junction		⓫
Woking	P	←
Basingstoke	P	
Overton	P	
Whitchurch	P	
Andover	P	
Grateley	P	
Salisbury	P	
Warminster	P	
Westbury	P	
Frome	P	
Bruton	P	
Castle Cary	P	
Yeovil Pen Mill	P	

For the complete service between London Waterloo, Andover and Salisbury, also trains to Yeovil Junction, please see earlier pages.

For details of the complete service between Salisbury and Westbury, also Weymouth and Westbury to Yeovil Pen Mill, please see Great Western Railway publicity.

Late night and weekend trains may be altered due to engineering works.

Please check at southwesternrailway.com before travelling.

SATURDAY

	Notes	□▼	□▼										
			V										
London Waterloo	d	0850	1750										
Clapham Junction	d	0857u	1757u										
Woking	d	0916	1816										
Basingstoke	d	0938	1838										
Overton	d	0946	1846										
Whitchurch (Hants)	d	0951	1851										
Andover	d	1000	1900										
Grateley	d	1007	1907										
Salisbury	a	1020	1920										
Salisbury	d	1024	1926										
Warminster	a	1044	1946										
Westbury	a	1053	1954										
Frome	a	1106	2007										
Bruton	a		2018										
Castle Cary	a		2023										
Yeovil Pen Mill	a		2037										

SUNDAY

NOTES TO THIS TABLE

- V** Continues to Yeovil Junction.
- D** Train divides at Salisbury, please ensure you are in correct portion. Train continues to Yeovil Junction
- a** Arrival time.
- b** Change at Basingstoke.
- d** Departure time.
- u** Stops to let passengers join the train only.
- 1** First Class accommodation also available.
- ▼** Cycles only carried with advance reservation.
- ←** Woking - Railair coach link between Woking station and Heathrow Airport. Visit firstbus.co.uk/railair for details.
- ⇄** Interchange for London Underground. Visit tfl.gov.uk for details.
- 🅑** Car Park.
- 🕒** Minimum connection time where different from the standard five minutes.

For the complete service between London Waterloo, Andover and Salisbury, also trains to Yeovil Junction, please see earlier pages.

For details of the complete service between Salisbury and Westbury also Weymouth and Westbury to Yeovil Pen Mill, please see Great Western Railway publicity.

20B Yeovil Pen Mill - Weymouth

MONDAY TO FRIDAY

	Notes									
Yeovil Pen Mill	d	0733	0934	1133	1332	1532	1732	1855	1951	2221
Dorchester West	d	0808	1018	1213	1413	1613	1814	1925	2027	2255
Upwey	d	0817	1026	1222	1422	1622	1822	1933	2036	2303
Weymouth	a	0823	1031	1227	1427	1627	1827	1938	2041	2308

SATURDAY

0733	0936	1134	1333	1533	1736	1853	1933	2217	
0813	1018	1213	1413	1613	1813	1923	2010	2251	
0822	1027	1222	1422	1622	1822	1932	2019	2300	
0827	1032	1227	1427	1627	1827	1937	2025	2305	

SUNDAY

B	A		B			
0942	0947	1100	1314	1509	1918	2221
1018	1029	1139	1348	1543	1952	2255
1026	1037	1147	1356	1552	2000	2304
1031	1042	1152	1401	1557	2005	2309

20B Weymouth - Yeovil Pen Mill

MONDAY TO FRIDAY

	Notes									FX
Weymouth	d	0638	0733	0930	1129	1328	1528	1728	2014	2128
Upwey	d	0643	0738	0935	1134	1333	1533	1733	2019	2133
Dorchester West	d	0651	0746	0944	1143	1342	1544	1742	2027	2141
Yeovil Pen Mill	a	0726	0821	1021	1220	1419	1619	1819	2102	2216

SATURDAY

0638	0733	0930	1130	1330	1530	1735	2030		
0643	0738	0935	1135	1335	1535	1740	2035		
0651	0746	0944	1144	1344	1544	1748	2043		
0726	0821	1023	1221	1420	1620	1823	2118		

SUNDAY

B						
0801	1058	1415	1608	1753	2011	
	1103	1420	1613	1758	2016	
0812	1112	1428	1621	1806	2024	
0847	1147	1503	1656	1841	2059	

NOTES

Operated by Great Western Railway.

For details of seat and cycle reservation requirements and also catering facilities, please refer to Great Western Railway publications.

Times shown in green

Times shown in green type vary during the period of the timetable.

Please see note next to time.

Late night and weekend trains may be altered due to engineering works.

FX Service does not run on Friday.

A Runs until 24 March 2024.

B Runs from 31 March 2024.

a Arrival time.

d Departure time.

STATION INFORMATION

For a guide to notes and symbols, see end of main timetable.

Yeovil Pen Mill	P	
Dorchester West		
Upwey	P	
Weymouth	P	

20D Axminster - Seaton - Beer Bus Service

Operated by AVMT Buses 885 - Tel: 01297 625959

<https://avmtbustimes.wixsite.com/mysite>

MONDAY TO FRIDAY

	Notes																															
Axminster Rail Station	d	0732	0840	0915	1015	1115	1215	1315	1415	1535	1715	1842																				
Seaton (Marine Place)	a	0800	0909	0944	1044	1144	1244	1344	1444	1604	1744	1910																				
Beer Cross	a			0958	1058	1158	1258	1358		1658b	1758																					

	Notes																															
Beer Cross	d		0750		1004	1100	1204	1300	1404		1704																					
Seaton Sea Front	d	0645	0800	0920	1020	1120	1220	1320	1420	1620	1720																					
Axminster Rail Station	a	0711	0825	0945	1045	1145	1245	1345	1445	1645	1745																					

SATURDAY

	Notes																															
Axminster Rail Station	d	0840	1115	1315	1535	1715																										
Seaton (Marine Place)	a	0909	1144	1344	1604	1744																										
Beer Cross	a	0958b	1158	1358		1758																										

	Notes																																
Beer Cross	d	0750	1004	1204	1404	1600c																											
Seaton Sea Front	d	0800	1020	1220	1420	1620																											
Axminster Rail Station	a	0825	1045	1245	1445	1645																											

NOTES

- a - Arrival time.
- b - Change at Seaton Marine Place.

- c - Change at Seaton Sea Front.
- d - Departure time.

NO SERVICE on Sundays or Public Holidays.

MONDAY TO FRIDAY

Notes																			
Honiton Rail Station	d	0808	0928	1033	1133	1233	1333	1433	1533	1633	1758	1853	1948	2135					
Sidmouth Triangle	a	0857	1007	1112	1212	1312	1412	1512	1611	1711	1828	1923	2018	2205					

Notes																			
Sidmouth Triangle	d	0731	0811	0950	1050	1150	1250	1350	1450	1554	1714	1809	1904	2210					
Honiton Rail Station	a	0808	0848	1033	1133	1233	1333	1433	1533	1633	1758	1853	1948	2241					

SATURDAY

Notes																			
Honiton Rail Station	d	0808	0928	1028	1128	1228	1328	1428	1528	1633	1735	1838	1938	2135					
Sidmouth Triangle	a	0847	1007	1107	1207	1307	1407	1507	1606	1711	1811	1908	2008	2205					

Notes																			
Sidmouth Triangle	d	0729	0853	0953	1054	1154	1254	1354	1454	1558	1700	1800	1857	2210					
Honiton Rail Station	a	0808	0928	1028	1128	1228	1328	1428	1528	1633	1735	1838	1938	2241					

NOTES

- a - Arrival time.
- d - Departure time.

SUNDAY

			The Sunday service will also run on Public Holidays.
1128 1205	1628 1705		
1215 1248	1715 1748		

MONDAY TO SATURDAY

	Notes		SSH						SSH																		
Yeovil Junction	d	0725	0845	0945	1045	1145	1245	1345	1445	1545	1645	1745	1845														
Yeovil Bus Station	a	0734	0849	0949	1049	1149	1249	1349	1449	1549	1649	1749	1849														
Yeovil Pen Mill	a	0750	0900	1000	1100	1200	1300	1400	1500	1600	1700	1800															

	Notes		SSH	SSH												SSH	SSH										
Yeovil Pen Mill *	d		0750	0900		1000		1100		1200		1300		1400		1500	1600		1700		1800						
Yeovil Bus Station	d	0655	0756a	0815	0906a	0915	1006a	1015	1106a	1115	1206a	1215	1306a	1315	1406a	1415	1506a	1515	1606a	1615	1706a	1715	1806a	1815			
Yeovil Junction	a	0700		0820		0920		1020		1120		1220		1320		1420	1520	1620	1720	1820							

NOTES

a - Arrival time.

d - Departure time.

SSH - Saturdays and School Holidays only.

* - opposite the ticket office entrance

NO SERVICE on Sundays or Public Holidays.

Where buses from Yeovil Pen Mill continue to Yeovil Junction after a wait at the Bus Station, through passengers may remain on board.

20G Exeter St Davids - Exeter Airport Bus Service

Operated by Stagecoach South West 4A - Tel: 0345 810 1000
stagecoachbus.com/timetables

MONDAY TO FRIDAY

Notes																											
Exeter St Davids #	d	0600	0700	0815	0915	0945	1015	1045	1115	1145	1215	1245	1315	1345	1445	1515	1615	1645	1745	1815	1915	2015					
Exeter Airport	a	0625	0725	0845	0945	1015	1045	1115	1145	1215	1245	1315	1345	1415	1517	1552	1653	1723	1821	1845	1941	2041					

Notes																											
Exeter Airport	d	0630	0730	0850	0950	1020	1050	1120	1150	1220	1250	1320	1350	1420	1520	1600	1700	1727	1827	1850	1945	2045					
Exeter St Davids #	a	0652	0805	0925	1023	1053	1123	1153	1223	1253	1323	1353	1423	1453	1558	1635	1735	1805	1854	1915	2010	2110					

SATURDAY

Notes																											
Exeter St Davids #	d	0600	0700	0815	0915	0945	1015	1045	1115	1145	1215	1245	1315	1345	1415	1445	1515	1545	1615	1645	1745	1815	1915	2015			
Exeter Airport	a	0625	0725	0841	0941	1015	1045	1115	1145	1215	1245	1315	1345	1415	1445	1517	1551	1621	1645	1715	1813	1843	1941	2041			

Notes																											
Exeter Airport	d	0630	0730	0850	0950	1020	1050	1120	1150	1220	1250	1320	1350	1420	1450	1520	1600	1630	1700	1727	1827	1850	1945	2045			
Exeter St Davids #	a	0652	0756	0916	1019	1049	1119	1149	1219	1249	1319	1349	1419	1449	1521	1551	1631	1701	1729	1756	1853	1914	2009	2109			

SUNDAY and PUBLIC HOLIDAYS

Notes											
Exeter St Davids #	d	0850	0950	1050	1150	1250	1350	1450	1550	1650	1750
Exeter Airport	a	0922	1022	1122	1222	1322	1422	1522	1624	1722	1821

SUNDAY and PUBLIC HOLIDAYS

Notes											
Exeter Airport	d	0932	1032	1132	1232	1332	1432	1532	1632	1732	1832
Exeter St Davids #	a	1005	1105	1205	1305	1405	1505	1602	1702	1800	1857

NOTES a - Arrival time. # - Buses use the station forecourt, stop B.
 d - Departure time.

Visit us at southwesternrailway.com

- Buying tickets online
- Live train information
- Train times
- Special offers and days out
- Plan your journey
- Latest news

Customer Service Centre

0345 6000 650

Monday to Friday 0800 - 2000

Saturday 0900 - 1800

Sunday 0900 - 1600

Our UK based team are available for:

- Comments and suggestions

Assisted Travel

0800 5282 100

Text relay 18001 0800 5282 100

A freephone service open 24 hours for older and disabled customers.

We recommend booking assistance **2 hours in advance**.

National Rail Enquiries

03457 48 49 50

Train times, fares and rail information.

Free travel alerts

southwesternrailway.com/alerts

Keeping our registered customers up-to-date with their service running information, delays and alterations.

Twitter [@SW_Help](https://twitter.com/SW_Help)

Follow South Western Railway on Twitter and be the first to know what's happening on our network.

Facebook Facebook.com/SWRailway

Providing South Western Railway network information and details of our latest offers.

First MTR South Western Trains Limited (trading as South Western Railway) accepts no liability for any inaccuracy in the information contained in this timetable which is subject to alteration.

First MTR South Western Trains Limited. Registered in England and Wales 07900320.

Registered office: 8th Floor, The Point, 37 North Wharf Road, London W2 1AF.

A First and MTR company.

South Western
 **Railway**

PTT20 12 2023



Please Recycle