

10

Basingstoke, Alton and Aldershot to London Waterloo



Train times

10 December 2023 to 1 June 2024

Your timetable

This timetable shows services between **Basingstoke, Alton, Aldershot, Woking and London Waterloo including connections between Guildford and Woking.**

For services between Woking and London Waterloo including main line services, please see timetable 6.

For fast services between Basingstoke, Woking and London Waterloo, please see timetable 21.

The following mini-guides are available to download for routes covered by this timetable.

- **Ash Vale to Farnham** - number 51

Buy a ticket before you board

You need to buy a valid ticket before you get on your train. We know that most of our passengers do this before travelling, and we have a duty to those passengers to make sure no-one travels without paying. This is why we run a penalty fares scheme across most of our network.

If you travel without a valid ticket to or from a station within the penalty fares area, you may have to pay a penalty fare. A Penalty Fare is £100 plus the price of the full single fare applicable for your intended journey. However, if it is paid within 21 days, the Penalty Fare is reduced to £50 plus the price of the single fare applicable.

We have a policy to, wherever possible, prosecute everyone who deliberately avoids paying.

Changes to train times

Network Rail need to do engineering work to maintain and improve the rail network. They do a lot of this work at weekends and during holiday periods, but they also need to do some work overnight during the week.

If we need to close rail lines so Network Rail can carry out work, buses will replace train services. We may also have to alter train services over a wider area.

Please check for any changes to train times before travelling at weekends, late in the evening or early in the morning.

Look for the 'Changes to train times' posters at stations, or visit our website at **southwesternrailway.com**.

Travel with Confidence

So that you can travel with confidence, we are ventilating trains to refresh air, improving information about journeys and trains, and extensively cleaning trains and stations.

No-smoking policy

For the comfort of all our customers, smoking and using e-cigarettes is not allowed on any part of our trains or stations.

You can smoke outside the station entrance or in our car parks.

Cycles on trains

The services in this timetable have limited room for cycles, so we have had to apply some restrictions. The ★ symbol, with train times printed in **blue**, shows which trains have restrictions. These restrictions are explained in the 'Guide to notes and symbols' section.

We will carry folding cycles on any train, as long as they can be folded small enough to be carried safely in the luggage rack. Cycles are not allowed on buses that replace trains during engineering work.

Automated Delay Repay

We have introduced a new Automated Delay Repay (ADR) system that drastically cuts the time it takes to claim and receive compensation if your train is late.

ADR works for all customers who have bought Advance tickets or a Touch Smartcard season ticket from our website.

If you have a Touch Smartcard season ticket, you will need to touch in and out at the beginning and end of your journey, sign up for a Delay Repay account at

[delayrepay.southwesternrailway.com](https://www.southwesternrailway.com/delayrepay) and select 'Auto Delay Repay'. (The email addresses you use for 'My Account' and 'Delay Repay' must match.)

To find out more about Automated Delay Repay, visit:

[southwesternrailway.com/contact-and-help/refunds-and-compensation/delay-repay/automated-delay-repay](https://www.southwesternrailway.com/contact-and-help/refunds-and-compensation/delay-repay/automated-delay-repay).



MONDAY TO FRIDAY
Basingstoke and Alton to Woking and London Waterloo (Suburban Services)

Notes		B								*	*	*	*	*	*	*	*	*	*	*	*	*	*	*	*	*				
Basingstoke	d			0454				0540		0550			0623		0644		0654	0715	0706					0733		0754				
Hook	d			0501						0557			0630				0701		0713					0740		0802				
Winchfield	d			0505						0601			0634				0705		0717					0744		0806				
Fleet	d			0510				0551		0606			0640		0655		0710		0722					0750		0812				
Farnborough	d			0516				0556		0612			0645		0701		0716		0728					0755		0818				
Alton	d									0542			0612				0641						0714			0744				
Bentley	d									0549			0619				0648						0721			0751				
Farnham	a									0555			0625				0653						0726			0756				
Farnham	d									0557			0626				0654						0728			0758				
Aldershot	d									0603			0632				0700						0734			0804				
Ash Vale	d									0608			0637				0705						0739			0809				
Brookwood	d			0523						0615	0619		0644	0652		0712	0723						0746		0803	0816	0826			
Guildford	d			0514						0550k			0624k			0643k		0701k		0715k			0729k		0739k	0803k				
Worplesdon	d			0519						0555k			0630k										0735k			0809k				
Woking	a			0524	0528	0524				0605	0620	0625			0649	0657		0710	0718	0728	0734			0753		0808	0821	0833		
Woking	d	0430	0527	←	0529	0532	0543	0604	0606	0621	0626	0632	0641	0650	0659	0702	0711	0719	0731	0735			0725	0746	0756	0802	0809	0820	0824	0834
West Byfleet	d		0532			0536	0547	0608		0626		0636	0646			0707						0730	0753		0807	0809	0825	0828		
Byfleet & New Haw	d		0535a			0539		0611				0639	0649									0733	0756			0812	0832			
Weybridge	d					0542	0552	0614				0643	0652			0711			0743			0737	0800			0816	0836			
Walton-on-Thames	d					0546	0556	0618				0647	0656			0716	0728					0742	0805			0819	0839			
Hersham	d					0548		0620				0649	0659			0719						0746	0808			0819	0839			
Esher	d					0551		0623				0652	0702			0722						0750	0812			0823	0842			
Surbiton	a	0453			0540	0555	0603	0627		0636	0640	0656	0706						0746			0754	0817		0827		0847			
Wimbledon	a	0503			0548	0608		0635			0646	0704																		
Earlsfield	a					0612		0639				0708																		
Clapham Junction	a	0510			0600	0616		0642	0625	0648	0653	0712																		
Vauxhall	a				0606	0621		0647				0717																		
London Waterloo	a	0519			0611	0626	0620	0652	0634	0657	0704	0724	0729	0721	0731	0745	0737	0751	0759	0804	0807	0815	0836	0822	0846	0838	0906	0853	0901	

Late night and weekend trains may be altered due to engineering works.
Please check at southwesternrailway.com before travelling.

★ Passengers travelling with cycles may not join or leave services at stations with train times shown in blue.
For guide to all other notes and symbols see end of timetable.

MONDAY TO FRIDAY
Basingstoke and Alton to Woking and London Waterloo (Suburban Services)

	Notes	★	★	★	★	★	★	★	★	★	★	★	★	★	★	★	★	★	★	★	★	★	★	★	★	★	★			
Basingstoke	d	0816			0825			0853		0916		0924		0954		1017		1024		1054		1117		1124		1154				
Hook	d				0832			0900				0931		1001				1031		1101				1131		1201				
Winchfield	d				0837			0904				0935		1005				1035		1105				1135		1205				
Fleet	d	0827			0842			0910		0927		0940		1010		1028		1040		1110		1128		1140		1210				
Farnborough	d	0832			0848			0916		0932		0946		1016		1033		1046		1116		1133		1146		1216				
Alton	d			0814				0844				0914				1014								1115		1144				
Bentley	d			0821				0851				0921		0951				1021		1051						1151				
Farnham	a			0826				0856				0926		0956				1026		1056				1125		1156				
Farnham	d			0828				0858				0928		0958				1028		1058				1128		1158				
Aldershot	d			0834				0904				0934		1004				1034		1104				1134		1204				
Ash Vale	d			0839				0909				0939		1009				1039		1109				1139		1209				
Brookwood	d			0846	0858			0916	0923			0946	0953	1016	1023			1046	1053				1116	1123		1146	1153		1216	1223
Guildford	d			0822		0834k	0846	0904k		0919k		0935k		0951k		1019k		1034k		1049k			1119k		1134k		1149k			
Worplesdon	d				0840k	0851	0910k					0941k						1040k					1140k							
Woking	a	0842	0830	0851	0903	0859	0921	0928		0942	0951	0958		1021	1028		1043	1051	1058		1121	1128		1143	1151	1158		1221	1228	
Woking	d	0843	0832	0852	0904	0902	0922	0929	0933	0943	0952	0959	1003	1022	1029	1033	1044	1052	1059	1103	1122	1129	1133	1144	1152	1159	1203	1222	1229	
West Byfleet	d		0836		0906	0927		0937		0957		1007	1027		1037		1057		1107	1127		1137		1157		1207	1227			
Byfleet & New Haw	d		0839		0909			0940				1010			1040				1110				1140			1210				
Weybridge	d		0843		0913		0936	0943			1006	1013		1036	1043			1106	1113		1135	1143			1206	1213	1236			
Walton-on-Thames	d		0847		0917		0940	0947			1010	1017		1040	1047			1110	1117		1139	1147			1210	1217	1240			
Hersham	d		0849		0919			0949				1019		1049				1119		1149					1219					
Esher	d		0852		0922			0952				1022			1052				1122							1222				
Surbiton	a		0856		0916	0926	0937	0946	0956		1007	1016	1026	1037	1046	1056		1107	1116	1126	1137	1145	1156		1207	1216	1226	1237	1246	
Wimbledon	a		0904		0934			1004				1035			1104				1134			1204				1235				
Earlsfield	a		0908		0938			1008				1039			1108				1138			1208				1239				
Clapham Junction	a		0912		0942	0949		1012	1042	1049	1057	1112			1121		1149	1157	1212		1219				1242	1249	1257			
Vauxhall	a		0917		0947			1017				1047			1117				1147			1217				1247				
London Waterloo	a	0909	0924	0920	0938	0954	0958	1004	1022	1009	1027	1036	1052	1059	1106	1122	1109	1130	1136	1152	1158	1206	1222	1208	1228	1239	1252	1258	1306	

Late night and weekend trains may be altered due to engineering works.
Please check at southwesternrailway.com before travelling.

★ Passengers travelling with cycles may not join or leave services at stations with train times shown in blue.
For guide to all other notes and symbols see end of timetable.

MONDAY TO FRIDAY

Basingstoke and Alton to Woking and London Waterloo (Suburban Services)

Notes		□	□	□	□	□	□	□	□	□	□	□	□	□	□	□	□	□	□	□	□	□	□	□	□						
Basingstoke	d		1217		1224			1254		1316		1324			1354		1417		1424			1454		1516		1524			1554		
Hook	d				1231			1301				1331			1401				1431			1501			1531			1601			
Winchfield	d				1235			1305				1335			1405				1435			1505			1535			1605			
Fleet	d		1228		1240			1310		1327		1340			1410		1428		1440			1510		1528		1540		1610			
Farnborough	d		1233		1246			1316		1333		1346			1416		1433		1446			1516		1533		1546		1616			
Alton	d			1215			1244			1315			1344				1415			1444				1515			1544				
Bentley	d				1251							1351							1451								1551				
Farnham	a			1225							1325					1425				1456					1525			1556			
Farnham	d			1228			1258				1328				1358		1428			1458					1528			1558			
Aldershot	d			1234			1304				1334			1404		1434			1504						1535			1604			
Ash Vale	d			1239			1309				1339			1409		1439			1509						1539			1609			
Brookwood	d			1246	1253		1316	1323			1346	1353		1416	1423			1446	1453			1516	1523			1546	1553		1616	1623	
Guildford	d	1219k		1236k		1249k				1319k		1334k		1349k			1419k		1434k		1449k			1519k		1534k		1552k			
Worplesdon	d			1242k								1340k						1440k							1540k						
Woking	a		1243	1251	1258		1321	1328			1342	1351	1358		1421	1428		1443	1451	1458			1521	1528		1543	1551	1558		1621	1628
Woking	d	1233	1244	1252	1259	1303	1322	1329	1333	1343	1352	1359	1403	1422	1429	1433	1444	1452	1459	1503	1522	1529	1533	1544	1552	1559	1603	1622	1629		
West Byfleet	d	1237		1257		1307	1327			1337		1357	1407	1427		1437		1457		1507	1527		1537		1557		1607	1627			
Byfleet & New Haw	d	1240				1310				1340			1410			1440			1510			1540				1610					
Weybridge	d	1243			1306	1313		1336	1343			1406	1413		1436	1443			1506	1513		1536	1543			1606	1613	1636			
Walton-on-Thames	d	1247			1310	1317		1340	1347			1410	1417	1440	1447			1510	1517		1540	1547			1610	1617	1640				
Hersham	d	1249				1319			1349			1419			1449			1519			1549				1619			1640			
Esher	d	1252				1322			1352			1422			1452			1522			1552				1622			1640			
Surbiton	a	1256		1307	1316	1326	1337	1346	1356		1407	1416	1426	1437	1446	1456		1507	1516	1526	1537	1546	1556			1607	1616	1626	1637	1646	
Wimbledon	a	1304				1334			1404			1434			1504				1534			1604				1634					
Earlsfield	a	1308				1338			1408			1438			1508				1538			1608				1638					
Clapham Junction	a	1312		1319		1342	1349	1357	1408		1421		1442	1450	1457	1512		1519		1542	1549	1557	1612			1642	1649	1659			
Vauxhall	a	1317				1347			1417			1447			1517			1547			1617				1647			1659			
London Waterloo	a	1322	1309	1328	1339	1354	1359	1409	1422	1409	1430	1436	1452	1459	1508	1522	1510	1529	1536	1552	1558	1606	1622	1609	1624	1636	1652	1659	1709		

Late night and weekend trains may be altered due to engineering works.
Please check at southwesternrailway.com before travelling.

For guide to notes and symbols see end of timetable.

MONDAY TO FRIDAY
Basingstoke and Alton to Woking and London Waterloo (Suburban Services)

Notes																													
Basingstoke	d		1615		1623			1654		1716		1724			1754		1816		1824			1854		1916		1924			
Hook	d				1630			1701				1731			1801				1831			1901			1931				
Winchfield	d				1634			1705				1735			1805				1835			1905			1935				
Fleet	d		1626		1639			1710		1727		1740			1810		1827		1840			1910		1927		1940			
Farnborough	d		1632		1645			1716		1732		1746			1816		1833		1846			1916		1932		1946			
Alton	d			1615			1644				1714			1744			1814			1835				1909			1940		
Bentley	d						1651				1721			1751			1823			1842						1947			
Farnham	a			1625			1656				1726			1756			1827			1847					1919		1953		
Farnham	d			1628			1658				1728			1758			1828			1858					1928		1958		
Aldershot	d			1634			1704				1734			1804			1834			1904					1934		2004		
Ash Vale	d			1639			1709				1739			1809			1839			1909					1939		2009		
Brookwood	d			1646	1652		1716	1723			1746	1753		1816	1823			1846	1853		1916	1923			1946	1953		2016	
Guildford	d			1634k			1701k		1719k		1734k		1749k	1801k			1834k			1855k					1934k		1949k	2019k	
Worplesdon	d			1640k			1707k				1740k			1807k			1840k								1940k				
Woking	a		1641	1651	1657		1721	1728		1742	1751	1758		1821	1828		1842	1852	1858		1921	1928		1942	1951	1958		2021	
Woking	d	1633	1642	1652	1658	1701	1722	1729	1732	1743	1752	1759	1802	1822	1829	1832	1843	1852	1859	1902	1922	1929	1933	1943	1952	1959	2002	2022	2034
West Byfleet	d	1637		1657		1705	1727		1736		1757		1806	1827		1836		1857		1906	1927		1937		1957		2006	2027	2038
Byfleet & New Haw	d	1640				1708			1739				1809			1839				1909			1940				2009	2041	
Weybridge	d	1643			1705	1712		1736	1742			1806	1812		1836	1842			1906	1912		1936	1943			2005	2012	2044	
Walton-on-Thames	d	1647			1709	1716		1740	1746			1810	1816		1840	1846			1910	1916		1940	1947			2009	2016	2048	
Hersham	d	1649				1718			1748				1818			1848				1918			1949				2018	2050	
Esher	d	1652				1721			1751				1821			1851				1921			1952				2021	2053	
Surbiton	a	1657		1707	1715	1725	1737	1746	1755		1807	1816	1825	1837	1846	1855		1907	1916	1925	1937	1947	1956		2007	2015	2025	2037	2057
Wimbledon	a	1704				1735			1804				1834			1905				1935			2004				2035	2105	
Earlsfield	a	1708				1738			1808				1838			1908				1939			2008				2039	2109	
Clapham Junction	a	1712			1742	1749	1757		1811		1819	1828	1842	1848	1858					1911	1941	1948	1958	2012	2021		2041	2049	2112
Vauxhall	a	1717			1747				1816				1847			1916				1946			2017				2046	2117	
London Waterloo	a	1723	1710	1729	1739	1752	1759	1809	1821	1813	1829	1843	1853	1857	1907	1923	1909	1927	1936	1952	1957	2007	2022	2009	2030	2039	2052	2058	2122

Late night and weekend trains may be altered due to engineering works.
Please check at southwesternrailway.com before travelling.

For guide to notes and symbols see end of timetable.

MONDAY TO FRIDAY
Basingstoke and Alton to Woking and London Waterloo (Suburban Services)

	Notes	□	□	□	□	□	□	□	FO	FX	□	FX	FO	FX	FO	FX	FO	□	FX	FO	FX	FO	□	□													
Basingstoke	d	2016	2025				2124				2224					2254	2254																		2344		
Hook	d		2032				2131				2231					2301	2301																		2351		
Winchfield	d		2036				2135				2235					2305	2305																		2355		
Fleet	d	2027	2041				2140				2240					2310	2310																		0001		
Farnborough	d	2032	2047				2146				2246					2316	2316																		0006		
Alton	d				2044						2144					2244	2244																		2348		
Bentley	d				2051						2151					2251	2251																		0005		
Farnham	a				2056						2156					2256	2256																		0010		
Farnham	d				2058						2158					2258	2258																				
Aldershot	d				2104						2204					2304	2304																				
Ash Vale	d				2109						2209					2309	2309																				
Brookwood	d		2054		2116		2153				2216					2316	2316	2323	2323	2346															0013		
Guildford	d		2034k	2049k		2119k			2219k	2219k	2239k																										
Worplesdon	d		2040k				2146k				2245k																										
Woking	a	2042	2059		2121		2158				2221					2321	2321	2328	2328	2351	2331	2351	2349	2339											0018		
Woking	d	2045	2100	2103	2122	2133	2159	2203	2222	2233	2233	2259	2303	2304	2322	2322		2330		2333	2356	2356	2347														
West Byfleet	d			2107	2127	2137		2207	2227	2237	2237		2307	2308	2327	2327				2338			2352														
Byfleet & New Haw	d			2110		2140		2210		2240	2240		2310	2311						2341			2355														
Weybridge	d		2106	2113		2143	2206	2213		2243	2243	2306	2313	2314						2346			2358														
Walton-on-Thames	d		2110	2117		2147	2210	2217		2247	2247	2310	2317	2318						2350			0002														
Hersham	d			2119		2149		2219		2249	2249		2319	2320						2353			0005														
Esher	d			2122		2152		2222		2252	2252		2322	2323						2356			0008														
Surbiton	a		2116	2126	2137	2156	2216	2226	2237	2256	2256	2316	2326	2327	2337	2337		2341		2359	0009	0009	0015														
Wimbledon	a			2134		2204		2234		2304	2304		2336	2335						0013	0017	0017	0023														
Earlsfield	a			2138		2208		2238		2308	2308		2340	2339									0027														
Clapham Junction	a			2142	2148	2212		2242	2250	2312	2312		2344	2343	2350	2350		2354		0019	0023	0024	0031														
Vauxhall	a			2147		2217		2247		2317	2317		2349	2348						0027			0036														
London Waterloo	a	2109	2139	2152	2158	2224	2234	2254	2259	2324	2326	2336	2354	2357	2359	0001		0004		0032	0032	0034	0043														

Late night and weekend trains may be altered due to engineering works.
Please check at southwesternrailway.com before travelling.

For guide to notes and symbols see end of timetable.

SATURDAY

Basingstoke and Alton to Woking and London Waterloo (Suburban Services)

Notes		B																														
Basingstoke	d			0454						0554			0624			0654		0716			0724			0754		0816		0824				
Hook	d			0501						0601			0631			0701					0731			0801		0816		0831				
Winchfield	d			0505						0605			0635			0705					0735			0805		0816		0835				
Fleet	d			0510						0610			0640			0710		0727			0740			0810		0827		0840				
Farnborough	d			0516						0616			0646			0716		0732			0746			0816		0832		0846				
Alton	d											0614				0644					0714			0744			0814		0844			
Bentley	d											0621				0651					0721			0751			0821		0851			
Farnham	a											0626				0656					0726			0756			0826		0856			
Farnham	d							0555				0628				0658					0728			0758			0828		0858			
Aldershot	d							0604				0634				0704					0734			0804			0834		0904			
Ash Vale	d							0609				0639				0709					0739			0809			0839		0909			
Brookwood	d			0523				0616	0623			0646	0653		0716	0723				0746	0753			0816	0823		0846	0853		0916		
Guildford	d			0514				0604k				0634k			0654						0734k		0749k			0819k		0834k		0849k		
Worplesdon	d			0519								0640k									0740k					0840k						
Woking	a			0524	0528	0524		0621	0628			0651	0658	0702	0721	0728				0742	0751	0758			0821	0828		0842	0851	0858		0921
Woking	d	0435	0527	—	0530	0532	0552	0602	0622	0629	0633	0652	0659	0703	0722	0729	0733	0743	0752	0759	0803	0822	0829	0833	0843	0852	0859	0903	0922			
West Byfleet	d		0532			0536	0557	0606	0627		0637	0657		0707	0727		0737				0807	0827		0837		0857		0907	0927			
Byfleet & New Haw	d		0535a			0539		0609			0640			0710			0740				0810			0840				0910				
Weybridge	d					0542	0601	0612			0643		0706	0713			0743			0806	0813		0836	0843			0906	0913				
Walton-on-Thames	d					0546	0605	0616			0647		0710	0717		0740	0747			0810	0817		0840	0847			0910	0917				
Hersham	d					0548		0618			0649			0719			0749				0819			0849			0919	0919				
Esher	d					0551		0621			0652			0722			0752				0822			0852			0922	0922				
Surbiton	a	0453			0541	0555	0611	0625	0637		0656	0706	0716	0726	0737	0747	0756			0807	0816	0826	0837	0846	0856		0907	0916	0926	0937		
Wimbledon	a	0503			0548	0604		0634			0704			0734			0804				0834			0904			0934	0934				
Earlsfield	a					0610		0638			0708			0738			0808				0838			0908			0938	0938				
Clapham Junction	a	0510			0600	0613		0642	0652	0648	0712	0718		0742	0749	0758	0812			0818	0842	0849	0857	0912		0919	0942	0942	0949			
Vauxhall	a				0607	0618		0647			0717			0747			0817				0847			0917			0947	0947				
London Waterloo	a	0519			0613	0623	0628	0652	0701	0657	0723	0727	0734	0752	0759	0807	0822	0809	0828	0840	0852	0858	0907	0922	0909	0928	0939	0952	0958			

Late night and weekend trains may be altered due to engineering works.
Please check at southwesternrailway.com before travelling.

For guide to notes and symbols see end of timetable.

SATURDAY

Basingstoke and Alton to Woking and London Waterloo (Suburban Services)

Notes																															
Basingstoke	d	0854		0916		0924		0954		1016		1024		1054		1116		1124		1154		1216		1224							
Hook	d	0901				0931		1001				1031		1101				1131		1201				1231							
Winchfield	d	0905				0935		1005				1035		1105				1135		1205				1235							
Fleet	d	0910		0927		0940		1010		1027		1040		1110		1127		1140		1210		1227		1240							
Farnborough	d	0916		0932		0946		1016		1032		1046		1116		1132		1146		1216		1232		1246							
Alton	d				0914			0944				1014					1115			1144				1215		1244					
Bentley	d				0921			0951				1021						1151			1156				1251						
Farnham	a				0926			0956				1026					1125			1156				1225		1256					
Farnham	d				0928			0958				1028					1128			1158				1228		1258					
Aldershot	d				0934			1004				1034					1134			1204				1234		1304					
Ash Vale	d				0939			1009				1039					1139			1209				1240		1309					
Brookwood	d	0923			0946	0953		1016	1023			1046	1053			1116	1123			1146	1153			1216	1223		1247	1253		1316	
Guildford	d		0919k		0934k		0949k			1019k		1034k		1049k			1119k		1134k		1149k			1219k		1234k		1249k			
Worplesdon	d				0940k							1040k						1140k						1240k							
Woking	a	0928		0942	0951	0958		1021	1028			1042	1051	1058			1121	1128		1142	1151	1158		1221	1228		1242	1252	1258		1321
Woking	d	0929	0933	0943	0952	0959	1003	1022	1029	1033	1043	1052	1059	1103	1122	1129	1133	1143	1152	1159	1203	1222	1229	1233	1243	1253	1259	1303	1322		
West Byfleet	d		0937		0957		1007	1027		1037		1057		1107	1127		1137		1157		1207	1227		1237		1258		1307	1327		
Byfleet & New Haw	d		0940				1010			1040				1110			1140				1210			1240				1310			
Weybridge	d	0935	0943			1006	1013		1036	1043			1106	1113			1143			1206	1213		1236	1243			1306	1313			
Walton-on-Thames	d	0939	0947			1010	1017		1040	1047			1110	1117		1140	1147			1210	1217		1240	1247			1310	1317			
Hersham	d		0949				1019			1049				1119			1149			1219			1249	1249			1319				
Esher	d		0952				1022			1052				1122			1152			1222			1252				1322				
Surbiton	a	0945	0956		1007	1016	1026	1037	1046	1056		1107	1116	1126	1137	1146	1156		1207	1216	1226	1237	1246	1256		1307	1316	1326	1337		
Wimbledon	a		1004				1034			1104				1134			1204				1234			1304				1334			
Earlsfield	a		1008				1038			1108				1138			1208				1238			1308				1338			
Clapham Junction	a	0956	1012		1019		1042	1049	1057	1112		1119		1142	1148	1157	1212		1219		1242	1249	1257	1312		1319		1342	1349		
Vauxhall	a		1017				1047			1117				1147			1217				1247			1317				1347			
London Waterloo	a	1009	1022	1009	1028	1039	1052	1058	1106	1122	1109	1128	1139	1152	1158	1212	1222	1209	1228	1238	1253	1258	1308	1322	1313	1328	1339	1352	1358		

Late night and weekend trains may be altered due to engineering works.

Please check at southwesternrailway.com before travelling.

For guide to notes and symbols see end of timetable.

SATURDAY

Basingstoke and Alton to Woking and London Waterloo (Suburban Services)

Notes																																		
Basingstoke	d	1254		1316		1324			1354		1416			1424			1454		1517		1524			1554		1616		1624						
Hook	d	1301				1331			1401				1431			1501			1531				1601			1616		1631						
Winchfield	d	1305				1335			1405				1435			1505			1535				1605			1616		1635						
Fleet	d	1310		1327		1340			1410		1427			1440			1510		1528		1540			1610		1627		1640						
Farnborough	d	1316		1332		1346			1416		1432			1446			1516		1533		1546			1616		1632		1646						
Alton	d				1315				1344				1415						1515							1615			1644					
Bentley	d					1351			1351				1451								1551							1651						
Farnham	a				1325				1356				1425						1525								1625		1656					
Farnham	d				1328				1358				1428						1528								1628		1658					
Aldershot	d				1334				1404				1434						1534								1634		1704					
Ash Vale	d				1339				1409				1439						1539								1639		1709					
Brookwood	d	1323			1346	1353			1416	1423			1446	1453			1516	1523			1546	1553			1616	1623		1646	1653		1716			
Guildford	d		1319k		1334k		1349k				1419k		1434k		1449k				1519k			1534k		1549k			1619k		1634k		1649k			
Worplesdon	d				1340k							1440k															1640k							
Woking	a	1328		1342	1351	1358			1421	1428			1442	1451	1458				1521	1528			1543	1551	1558		1621	1628		1642	1651	1658		1721
Woking	d	1329	1333	1343	1352	1359	1403	1422	1429	1433	1443	1452	1459	1504	1522	1529	1533	1544	1552	1559	1603	1622	1629	1633	1643	1652	1659	1703	1722					
West Byfleet	d		1337		1357		1407	1427		1437		1457		1508	1527	1537		1557			1607	1627		1637	1643	1657		1707	1727					
Byfleet & New Haw	d		1340				1410			1440				1511		1540					1610			1640				1710						
Weybridge	d	1336	1343			1406	1413		1436	1443			1506	1514		1535	1543			1606	1613		1636	1643			1706	1713						
Walton-on-Thames	d	1340	1347			1410	1417		1440	1447			1510	1518		1539	1547			1610	1617		1640	1647			1710	1717						
Hersham	d		1349				1419			1449			1520			1549					1619			1649				1719						
Esher	d		1352				1422			1452			1523			1552					1622			1652				1722						
Surbiton	a	1346	1356		1407	1416	1426	1437	1446	1456		1507	1516	1527	1537	1545	1556		1607	1616	1626	1637	1646	1656			1707	1716	1726	1737				
Wimbledon	a		1404				1434			1504			1535			1604					1634			1704				1734						
Earlsfield	a		1408				1438			1508			1539			1608					1638			1708				1738						
Clapham Junction	a	1357	1412		1419		1442	1449	1457	1512		1519		1542	1549	1557	1612		1619		1642	1649	1657	1712		1719		1742	1749					
Vauxhall	a		1417				1447			1517			1547			1617					1647			1717				1747						
London Waterloo	a	1409	1422	1416	1428	1439	1452	1458	1509	1522	1511	1528	1539	1552	1558	1609	1622	1612	1628	1636	1652	1658	1706	1722	1708	1728	1736	1752	1758					

Late night and weekend trains may be altered due to engineering works.

Please check at southwesternrailway.com before travelling.

For guide to notes and symbols see end of timetable.

SATURDAY

Basingstoke and Alton to Woking and London Waterloo (Suburban Services)

Notes																													
Basingstoke	d	1654		1716		1725		1754		1816		1824		1854		1916		1924		1954		2016		2024					
Hook	d	1701				1732		1801				1831		1901				1931		2001				2031					
Winchfield	d	1705				1736		1805				1835		1905				1935		2005				2035					
Fleet	d	1710		1727		1741		1810		1827		1840		1910		1927		1940		2010		2027		2040					
Farnborough	d	1716		1732		1747		1816		1832		1846		1916		1932		1946		2016		2032		2046					
Alton	d				1715			1744				1815					1915			1944				2015		2044			
Bentley	d					1751						1851						1951							2051				
Farnham	a				1725			1756				1825					1925			1956				2025		2056			
Farnham	d				1728			1758				1828					1928			1958				2028		2058			
Aldershot	d				1734			1804				1834					1934			2004				2034		2104			
Ash Vale	d				1739			1809				1839					1939			2009				2039		2109			
Brookwood	d	1723			1746	1754		1816	1823			1846	1853		1916	1923			1946	1953			2016	2023		2046	2053		2116
Guildford	d		1719k		1734k		1749k			1819k		1834k		1849k			1919k		1934k		1949k			2019k		2034k		2049k	
Worplesdon	d				1740k							1840k						1940k						2040k					
Woking	a	1728		1742	1751	1759		1821	1828		1842	1851	1858		1921	1928		1942	1951	1958		2021	2028		2042	2051	2058		2121
Woking	d	1729	1733	1743	1752	1800	1803	1822	1829	1833	1843	1852	1859	1903	1922	1929	1933	1943	1952	1959	2003	2022	2029	2034	2043	2052	2059	2103	2122
West Byfleet	d		1737		1757		1807	1827		1837		1857		1907	1927		1937		1957		2007	2027		2038		2057		2107	2127
Byfleet & New Haw	d		1740				1810			1840				1910			1940				2010			2041				2110	
Weybridge	d	1736	1743			1806	1813		1836	1843			1906	1913			1943			2006	2013		2036	2044			2106	2113	
Walton-on-Thames	d	1740	1747			1810	1817		1840	1847			1910	1917		1940	1947			2010	2017		2040	2048			2110	2117	
Hersham	d		1749				1819			1849				1919			1949				2019			2050				2119	
Esher	d		1752				1822			1852				1922			1952				2022			2053				2122	
Surbiton	a	1746	1756		1807	1816	1826	1837	1846	1856		1907	1916	1926	1937	1946	1956		2007	2016	2026	2037	2046	2057		2107	2116	2126	2137
Wimbledon	a		1804				1834			1904				1934			2004				2034			2105				2134	
Earlsfield	a		1808				1838			1908				1938			2008				2038			2109				2138	
Clapham Junction	a	1757	1812		1819		1842	1849	1857	1912		1919		1942	1949	1957	2012		2019		2042	2049	2058	2112		2119		2142	2149
Vauxhall	a		1817				1847			1917				1947			2017				2047			2117				2147	
London Waterloo	a	1806	1822	1809	1828	1839	1852	1858	1906	1922	1909	1928	1939	1952	1958	2006	2022	2011	2028	2039	2052	2058	2107	2122	2109	2128	2139	2152	2158

Late night and weekend trains may be altered due to engineering works.

Please check at [southwesternrailway.com](https://www.southwesternrailway.com) before travelling.

For guide to notes and symbols see end of timetable.

SUNDAY

Basingstoke and Alton to Woking and London Waterloo (Suburban Services)

Notes				B	□	□			B	□	□		□		B	□	□			B	□	□			B	□	□			
Basingstoke	d				0716					0816			0902			0916					1016						1116			
Hook	d				0723					0823						0923					1023						1123			
Winchfield	d				0727					0827						0927					1027						1127			
Fleet	d				0732					0832			0913			0932					1032						1132			
Farnborough	d				0738					0838			0919			0938					1038						1138			
Alton	d															0915					1015						1115			
Bentley	d									0823						0923					1023						1123			
Farnham	a									0828						0928					1028						1128			
Farnham	d					0730				0830						0930					1030						1130			
Aldershot	d					0736				0836						0936					1036						1136			
Ash Vale	d					0741				0841						0941					1041						1141			
Brookwood	d				0745	0748				0845	0848					0945	0948				1045	1048					1145	1148		
Guildford	d		0657	0724			0757	0824	0835k			0857		0924	0935k			0957	1024	1035k			1057	1124	1135k			1157		
Worplesdon	d			0730				0830						0930					1030				1057	1124	1135k			1157		
Woking	a		0705	0734		0750	0754	0805	0834		0850	0854	0906	0928	0934		0950	0954	1005	1034		1050	1054	1105	1134		1150	1154	1205	
Woking	d	0636	0706	0736	0751	0758	0806	0836	0852	0858	0907	0931	0936	0952	0958	1006	1036	1052	1058	1106	1136	1152	1158	1206						
West Byfleet	d	0640	0710	0740	0755		0810	0840	0856		0911	0940	0956	1010		1040	1056	1110		1140	1156	1210								
Byfleet & New Haw	d	0643	0713	0743	0758a	0813	0843	0859a	0914	0943	0959a	1013	1043	1059a	1113	1143	1159a	1213												
Weybridge	d	0646	0716	0746		0816	0846		0917	0946		1016	1046		1116	1146		1216												
Walton-on-Thames	d	0650	0720	0750		0820	0850		0921	0950		1020	1050		1120	1150		1220												
Hersham	d	0652	0722	0752		0822	0852		0923	0952		1022	1052		1122	1152		1222												
Esher	d	0655	0725	0755		0825	0855		0926	0955		1025	1055		1125	1155		1225												
Surbiton	a	0659	0729	0759		0809	0829	0859		0909	0930		0959		1009	1029	1059		1109	1129	1159		1209	1229						
Wimbledon	a	0707	0737	0807		0817	0837	0907		0919	0938		1007		1017	1037	1107		1117	1137	1207		1217	1238						
Earlsfield	a	0711	0741	0811			0841	0911			0942		1011		1041	1111			1141	1211			1242							
Clapham Junction	a	0715	0745	0815		0825	0845	0914		0925	0959	1014		1025	1048	1114		1125	1148	1214			1223	1245						
Vauxhall	a	0720	0750	0820			0850	0920			0950	1019			1053	1120			1153	1220			1250							
London Waterloo	a	0727	0757	0827		0836	0857	0927		0940	0957	1011	1026		1041	1100	1127		1139	1200	1227			1234	1257					

Late night and weekend trains may be altered due to engineering works.
Please check at southwesternrailway.com before travelling.

For guide to notes and symbols see end of timetable.

SUNDAY

Basingstoke and Alton to Woking and London Waterloo (Suburban Services)

Notes		B	□	□		B	□	□		□	□		B	□	□		□	□		B	□	□		□	□	□				
Basingstoke	d		1216				1316			1350				1416			1450				B				1516			1544	1550	
Hook	d		1223				1323							1423										1523						
Winchfield	d		1227				1327							1427										1527						
Fleet	d		1232				1332			1402				1432			1502							1532			1602			
Farnborough	d		1238				1338			1408				1438			1508							1538		1558	1608			
Alton	d			1215				1315			1345				1415			1445						1515					1545	
Bentley	d			1223				1323							1423									1523						
Farnham	a			1228				1328			1355				1428			1455						1528				1555		
Farnham	d			1230				1330			1400				1430			1500						1530				1600		
Aldershot	d			1236				1336			1406				1436			1506						1536				1606		
Ash Vale	d			1241				1341			1411				1441			1511						1541				1611		
Brookwood	d		1245	1248			1345	1348		1415	1418			1445	1448		1515	1518					1545	1548			1615	1618		
Guildford	d	1224	1235k			1257	1324	1335k		1357	140		1424	1435k			1457	1505k		1524	1535k			1557			1605k	1624		
Worplesdon	d	1230				1330						1430						1530						1530			1605k	1630		
Woking	a	1234		1250	1254	1305	1334		1350	1354	1405	1420	1424	1434		1450	1454	1505	1520	1524	1534		1550	1554	1605	1608	1620	1624	1634	
Woking	d	1236	1252	1258		1306	1336	1352	1358		1406	1428		1436	1452	1458		1506	1528		1536	1552	1558		1606	1609	1628		1636	
West Byfleet	d	1240	1256			1310	1340	1356		1410		1440	1456		1510			1510			1540	1556			1610			1640		
Byfleet & New Haw	d	1243	1259a			1313	1343	1359a		1413		1443	1459a		1513			1513			1543	1559a			1613			1643		
Weybridge	d	1246				1316	1346			1416	1434	1446		1516	1534	1546					1546				1616		1634	1646		
Walton-on-Thames	d	1250				1320	1350			1420	1438	1450		1520	1538	1550					1550				1620		1638	1650		
Hersham	d	1252				1322	1352			1422		1452		1522		1552					1552				1622			1652		
Esher	d	1255				1325	1355			1425		1455		1525		1555					1555				1625			1655		
Surbiton	a	1259		1309	1329	1359		1409	1429	1445	1459		1509	1529	1545	1559		1609	1629					1645	1659					
Wimbledon	a	1307		1317	1337	1407		1417	1437	1452	1507		1517	1537	1552	1607		1617	1637					1652	1707					
Earlsfield	a	1311			1341	1411			1441		1511			1541		1611			1641					1641	1711					
Clapham Junction	a	1314		1323	1345	1415		1423	1445	1458	1515		1523	1545	1558	1615		1623	1645	1628				1658	1715					
Vauxhall	a	1320			1350	1420			1450		1520			1550		1620			1650					1650	1720					
London Waterloo	a	1325		1334	1355	1425		1434	1455	1509	1525		1534	1555	1609	1625		1634	1655	1639				1709	1725					

Late night and weekend trains may be altered due to engineering works.
Please check at southwesternrailway.com before travelling.

For guide to notes and symbols see end of timetable.

SUNDAY

Basingstoke and Alton to Woking and London Waterloo (Suburban Services)

	Notes	B	□	□	□	□	□	B	□	□	□	□	□	B	□	□	□	□	□	B	□	□							
Basingstoke	d		1616			1644	1650			1716			1744	1750			1816			1844	1850		1916						
Hook	d		1623							1723							1823						1923						
Winchfield	d		1627							1727							1827						1927						
Fleet	d		1632				1702			1732				1802			1832			1902			1932						
Farnborough	d		1638			1658	1708			1738			1758	1808			1838			1858	1908		1938						
Alton	d			1615						1715				1745			1815					1845		1915					
Bentley	d			1623						1723							1823							1923					
Farnham	a			1628			1655			1728				1755			1828					1855		1928					
Farnham	d			1630			1700			1730				1800			1830					1900		1930					
Aldershot	d			1636			1706			1736				1806			1836					1906		1936					
Ash Vale	d			1641			1711			1741				1811			1841					1911		1941					
Brookwood	d		1645	1648			1715	1718			1745	1748			1815	1818			1845	1848			1915	1918		1945	1948		
Guildford	d	1635k			1657			1705k	1724	1735k			1757			1805k	1824	1835k		1857			1905k	1924	1935k		1957		
Worplesdon	d								1730							1830							1930						
Woking	a		1650	1654	1705	1708	1720	1724	1734		1750	1754	1805	1808	1820	1824	1834		1850	1854	1905	1908	1920	1924	1934		1950	1954	2005
Woking	d	1652	1658		1706	1709	1728	1736	1752	1758		1806	1809	1828	1836	1852	1858		1906	1909	1928		1936	1952	1958		2006		
West Byfleet	d	1656			1710			1740	1756			1810			1840	1856			1910				1940	1956			2010		
Byfleet & New Haw	d	1659a			1713			1743	1759a			1813			1843	1859a			1913				1943	1959a			2013		
Weybridge	d				1716		1734	1746				1816		1834	1846				1916			1934	1946				2016		
Walton-on-Thames	d				1720		1738	1750				1820		1838	1850				1920			1938	1950				2020		
Hersham	d				1722			1752				1822			1852				1922				1952				2022		
Esher	d				1725			1755				1825			1855				1925				1955				2025		
Surbiton	a		1709	1729			1745	1759		1809	1829			1845	1859			1909	1929			1945	1959			2009	2029		
Wimbledon	a		1717	1737			1752	1807		1817	1837			1853	1907			1917	1937			1953	2007			2017	2037		
Earlsfield	a			1741				1811			1841			1911					1941				2011				2041		
Clapham Junction	a		1723	1745	1728	1758	1815			1823	1845	1829		1859				1923	1945	1928		1959	2015			2023	2045		
Vauxhall	a			1750				1820			1850			1920					1950				2020				2050		
London Waterloo	a		1734	1755	1739	1809	1825			1834	1855	1839		1911	1925			1934	1955	1939		2011	2025			2034	2055		

Late night and weekend trains may be altered due to engineering works.
Please check at southwesternrailway.com before travelling.

For guide to notes and symbols see end of timetable.

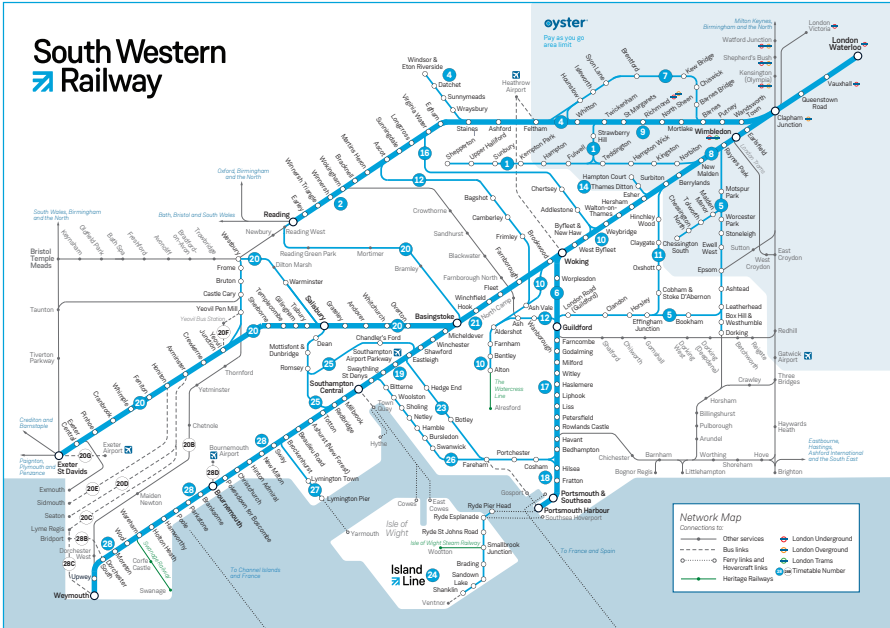
SUNDAY
Basingstoke and Alton to Woking and London Waterloo (Suburban Services)

Notes						B							B						B							
Basingstoke	d	1944	1950																							
Hook	d					2016																				
Winchfield	d					2023																				
Fleet	d					2027																				
Farnborough	d	1958	2002			2032																				
	d		2008			2038																				
Alton	d			1945																						
Bentley	d																									
Farnham	a			1955																						
Farnham	d			2000																						
Aldershot	d			2006																						
Ash Vale	d			2011																						
Brookwood	d		2015	2018																						
Guildford	d			2005																						
Worplesdon	d				2024	2035k																				
Woking	a	2008	2020	2024	2034																					
Woking	d	2009	2028		2036	2052																				
West Byfleet	d				2040	2056																				
Byfleet & New Haw	d				2043	2059a																				
Weybridge	d			2034	2046																					
Walton-on-Thames	d			2038	2050																					
Hersham	d				2052																					
Esher	d				2055																					
Surbiton	a			2045	2059																					
Wimbledon	a			2053	2107																					
Earlsfield	a				2111																					
Clapham Junction	a	2028	2059		2115																					
Vauxhall	a				2120																					
London Waterloo	a	2040	2111		2125																					

Late night and weekend trains may be altered due to engineering works.
Please check at southwesternrailway.com before travelling.

For guide to notes and symbols see end of timetable.

South Western Railway



Changing trains

Most journeys shown in this timetable are direct trains, shown in **bold type**. However, you may be able to make other journeys or reach your destination more quickly by changing trains. To help you find these alternative trains, we show them in *light italic type*. A letter against the time will show where you need to change trains – please check the ‘Notes’ section for an explanation of these letters.

Please allow plenty of time to change trains. At most stations you will need to allow at least five minutes. You will need longer at some stations, and this is shown in the ‘Station information’ table in this timetable. For example ⑩ means you should allow 10 minutes to change trains at this station.

MONDAY TO FRIDAY
London Waterloo and Woking to Alton and Basingstoke (Suburban Services)

<i>Notes</i>																													
London Waterloo	d	0508	0530		0520			0550		0620	0642	0653	0650	0712	0720	0717	0743	0753	0808	0750	0812	0824	0820	0842	0853	0909	0850	0912	0924
Vauxhall	d	0512			0524			0554		0624			0654			0721				0754			0824				0854		
Clapham Junction	d	0517	0537u		0529			0559		0629	0649u	0700u	0659	0720u	0727u	0726		0801u		0759	0819u		0829		0900u		0859	0919u	
Earlsfield	d				0532			0602		0632			0702			0729				0802			0832				0902		
Wimbledon	d	0523	0543		0536			0606		0636			0706			0733				0806			0836				0906		
Surbiton	d	0531			0544			0614		0644	0700	0711	0714	0730	0738	0741	0800	0811		0814	0830	0841	0844	0900	0911		0914	0930	0941
Esher	d				0548			0618		0648			0718			0746				0818			0848				0918		
Hersham	d				0551			0621		0651			0721			0749				0821			0851				0921		
Walton-on-Thames	d	0538			0554			0624		0654	0707		0724	0737		0752	0807			0824	0837		0854	0907		0924	0937		
Weybridge	d	0542			0557			0627		0657	0711		0727	0741		0757	0811			0827	0841		0857	0911		0927	0941		
Byfleet & New Haw	d				0600			0630		0700			0730			0800				0830			0900			0930			
West Byfleet	d	0546			0603			0633		0703		0721	0733		0751	0803		0821		0833		0851	0903		0921		0933	0951	
Woking	a	0550	0559		0608			0638		0708	0719	0726	0737	0748	0759	0808	0818	0830	0833	0837	0848	0900	0908	0918	0928	0933	0938	0948	0959
Woking	d	0552	0601	0602		0620	0630		0657		0720	0730	0739	0749	0800		0819	0831	0834	0839	0849	0900		0919	0929	0934		0949	1000
Worplesdon	a				0622k			0649k		0718k			0748k			0818k							0918k						
Guildford	a	0600			0627k			0654k		0724k	0732k		0747	0804k		0824k	0833k			0850	0902k		0924k	0934k			1002k		
Brookwood	d			0608		0626	0636		0706		0726	0736		0755	0806		0825	0837			0855	0906		0925	0936		0955	1006	
Ash Vale	d			0616		0645		0717		0744			0814			0845				0914			0944				1014		
Aldershot	d			0621		0651		0723		0750			0820			0850				0920			0950				1020		
Farnham	a			0626		0656		0728		0755			0825			0855				0925			0955				1025		
Farnham	d			0627		0657		0729		0756			0826			0856				0926			0956				1026		
Bentley	d			0633		0703		0735		0802			0832			0902							1002				1037		
Alton	a			0640		0711		0742		0810			0839			0910				0938			1010				1037		
Farnborough	d				0634			0734		0803			0833			0844				0903			0933		0944		1003		
Fleet	d				0639			0739		0808			0838			0850				0908			0938		0950		1008		
Winchfield	d				0645			0745		0814			0844			0914				0924			0944				1014		
Hook	d				0649			0749		0818			0848			0918				0928			0948				1018		
Basingstoke	a		0620		0658			0758		0826			0858			0902				0928			0958		1002		1028		

Late night and weekend trains may be altered due to engineering works.
Please check at southwesternrailway.com before travelling.

For guide to notes and symbols see end of timetable.

MONDAY TO FRIDAY
London Waterloo and Woking to Alton and Basingstoke (Suburban Services)

	Notes																												
London Waterloo	d	0920	0942	0953	1009	0950	1012	1023	1020	1042	1053	1109	1050	1112	1123	1120	1142	1153	1209	1150	1212	1223	1220	1242	1253	1309	1250	1312	1323
Vauxhall	d	0924				0954			1024				1054	0954		1124				1154			1224				1254		
Clapham Junction	d	0929		1000u		0959	1019u	1030u	1029		1100u		1059	1119u	1130u	1129		1200u		1159	1219u	1230u	1229		1300u		1259	1319u	1330u
Earlsfield	d	0932				1002			1032				1102			1132				1202			1232				1302		
Wimbledon	d	0936				1006			1036				1106			1136				1206			1236				1306		
Surbiton	d	0944	1000	1011		1014	1030	1041	1044	1100	1111		1114	1130	1141	1144	1201	1211		1214	1230	1241	1244	1300	1311		1314	1330	1341
Esher	d	0948				1018			1048				1118			1148				1218			1248				1318		
Hersham	d	0951				1021			1051				1121			1151				1221			1251				1321		
Walton-on-Thames	d	0954	1007			1024	1037		1054	1107			1124	1137		1154	1208			1224	1237		1254	1307		1324	1337		
Weybridge	d	0957	1011			1027	1041		1057	1111			1127	1141		1157	1212			1227	1241		1257	1311		1327	1341		
Byfleet & New Haw	d	1000				1030			1100				1130			1200				1230			1300				1330		
West Byfleet	d	1003		1021		1033		1051	1103		1121		1133		1151	1203		1221		1233		1251	1303		1321		1333		1351
Woking	a	1008	1018	1029	1033	1038	1048	1059	1108	1119	1129	1133	1138	1148	1159	1208	1218	1229	1233	1238	1248	1259	1308	1318	1329	1333	1338	1348	1359
Woking	d		1019	1030	1034		1049	1100		1120	1130	1134		1149	1200		1219	1230	1234		1249	1300		1319	1330	1334		1349	1401
Worplesdon	a	1018k						1118k							1218k							1318k							
Guildford	a	1024k	1032k				1102k		1124k	1132k				1202k		1224k	1232k				1302k		1324k	1332k				1402k	
Brookwood	d		1025	1036			1055	1106		1126	1136			1155	1206		1225	1236			1255	1306		1325	1336		1355	1407	
Ash Vale	d			1044				1114			1144				1214			1244				1314			1344				1415
Aldershot	d			1050				1120			1150				1220			1250				1320			1350				1420
Farnham	a			1055				1125			1155				1225			1255				1325			1355				1426
Farnham	d			1056				1126			1156				1226			1256				1326			1356				1426
Bentley	d			1102							1202						1302								1402				
Alton	a			1110				1137			1210						1310					1337			1410				1438
Farnborough	d		1033		1044		1103			1134		1144		1203			1233		1244		1303			1333		1344		1403	
Fleet	d		1038		1050		1108			1139		1150		1208			1238		1250		1308			1338		1350		1408	
Winchfield	d		1044				1114			1145				1214			1244				1314			1344				1414	
Hook	d		1048				1118			1149				1218			1248				1318			1348				1418	
Basingstoke	a		1058		1102		1128			1158		1202		1228			1258		1302		1328			1358		1402		1428	

Late night and weekend trains may be altered due to engineering works.
Please check at southwesternrailway.com before travelling.

For guide to notes and symbols see end of timetable.

MONDAY TO FRIDAY
London Waterloo and Woking to Alton and Basingstoke (Suburban Services)

	Notes		★	★	★	★	★	★	★	★	★	★	★	★	★	★	★	★	★	★	★	★	★	★	★	★	★		
London Waterloo	d	1320	1342	1353	1409	1350	1412	1423	1420	1442	1453	1509	1450	1512	1523	1520	1542	1553	1609	1550	1612	1625	1620	1642	1655	1709	1650	1720	1702
Vauxhall	d	1324				1354			1424				1454			1524				1554			1624				1654		
Clapham Junction	d	1329		1400u		1359	1419u	1430u	1429		1500u		1459	1519u	1531u	1529		1600u		1559	1619u		1629		1702u		1659		
Earlsfield	d	1332				1402			1432				1502			1532				1602			1632				1702		
Wimbledon	d	1336				1406			1436				1506			1536				1606			1636				1706		
Surbiton	d	1344	1400	1411		1414	1430	1441	1444	1500	1511		1514	1530	1541	1544	1600	1611		1614	1630	1641	1644	1700			1714		1718
Esher	d	1348				1418			1448				1518			1548				1618			1648				1718		1722
Hersham	d	1351				1421			1451				1521			1551				1621			1651				1721		1725
Walton-on-Thames	d	1354	1407			1424	1437		1454	1507			1524	1537		1554	1607		1624	1637		1654	1707			1724		1729	
Weybridge	d	1357	1411			1427	1441		1457	1511			1527	1541		1557	1611		1627	1641		1657	1711			1727		1733	
Byfleet & New Haw	d	1400				1430			1500				1530			1600			1630			1700				1730		1736	
West Byfleet	d	1403		1421		1433		1451	1503		1521		1533		1551	1603		1621		1633		1651	1703		1721		1733	1739	
Woking	a	1408	1421	1429	1433	1438	1448	1459	1508	1518	1529	1533	1538	1548	1559	1608	1617	1629	1633	1638	1651	1657	1710	1720	1729	1733	1740	1744	1748
Woking	d		1422	1430	1434		1449	1500		1519	1530	1534		1549	1600		1618	1630	1634		1652	1659		1721	1730	1734		1745	1749
Worplesdon	a	1420k							1518k							1618k						1718k							
Guildford	a	1425k					1502k		1524k	1532k				1603k		1623k	1633k			1702k		1724k		1733k					1759
Brookwood	d		1428	1436			1455	1506		1525	1536			1555	1606		1625	1636			1657	1705		1727	1736			1751	
Ash Vale	d			1444				1514							1614			1644				1713			1744				
Aldershot	d			1450				1520							1620			1650				1720			1750				
Farnham	a			1455				1525							1625			1655				1725			1755				
Farnham	d			1456				1526							1626			1656				1726			1756				
Bentley	d			1502											1602			1702				1732			1802				
Alton	a			1510				1537							1610			1710				1739			1809				
Farnborough	d		1435		1444		1503			1533		1544		1603			1633		1644		1705			1734		1744		1758	
Fleet	d		1441		1450		1508			1538		1550		1608			1638		1650		1710			1740		1750		1804	
Winchfield	d		1446				1514			1544				1614			1644				1716			1745				1809	
Hook	d		1451				1518			1548				1618			1648				1720			1750				1814	
Basingstoke	a		1458		1502		1528			1558		1602		1629			1658		1702		1728			1800		1802		1821	

Late night and weekend trains may be altered due to engineering works.
Please check at southwesternrailway.com before travelling.

★ Passengers travelling with cycles may not join or leave services at stations with train times shown in blue.
For guide to notes and symbols see end of timetable.

MONDAY TO FRIDAY
London Waterloo and Woking to Alton and Basingstoke (Suburban Services)

	Notes	★	★	★	★	★	★	★	★	★	★	★	★	★	★	★	★	★	★	★	★	★	★	★	★	★	★	★		
London Waterloo	d	1725	1720	1750	1732	1755	1807	1750	1820	1802	1825	1841	1820	1853	1909	1850	1912	1923	1920	1942	2009	1950	2023	2020	2042	2109	2053	2123	2120	
Vauxhall	d		1724					1754					1824		1854			1924				1954	2023	2024	2042	2109	2057	2123	2124	
Clapham Junction	d		1729			1802u	1814u	1759				1832u	1848u	1829	1900u		1859	1919u	1931u	1929	1949u		1959	2030u	2029	2049u		2102	2130u	2129
Earlsfield	d		1732					1802					1832		1902			1932				2002		2032			2105		2132	
Wimbledon	d		1736					1806					1836		1906			1936				2006		2037			2109		2136	
Surbiton	d		1744		1748			1814		1818	1843		1846	1911	1914		1930	1942	1944	2000		2014	2041	2045	2100		2117	2141	2144	
Esher	d		1748		1752			1818		1822			1850		1918			1948				2018		2049			2121		2148	
Hersham	d		1751		1755			1821		1825			1853		1921			1951				2021		2052			2124		2151	
Walton-on-Thames	d		1754		1759			1824		1829			1855		1924		1937	1954	2007			2024		2054	2107		2126		2154	
Weybridge	d		1757		1803			1827		1833			1859		1927		1941	1957	2011			2027		2058	2111		2130		2157	
Byfleet & New Haw	d		1800		1806			1830		1836			1901		1930			2000				2030		2100			2132		2200	
West Byfleet	d		1803		1809	1821		1833		1839			1904	1921	1933			1952	2003			2033	2051	2103			2135	2151	2203	
Woking	a	1750	1810	1814	1818	1825	1833	1840	1844	1848	1855	1907	1912	1926	1933	1941	1948	1959	2008	2018	2033	2040	2059	2108	2118	2133	2140	2159	2208	
Woking	d	1751		1815	1819	1826	1834		1845	1849	1858	1908		1927	1934		1949	2000		2019	2034		2100		2119	2134		2200		
Worplesdon	a	1801k		1823	1847k					1900k				1948k										2118k					2218k	
Guildford	a	1807k		1831	1853k					1905k			1932k	1954k			2003k		2023k	2032k		2103k		2123k	2133k		2203k		2223k	
Brookwood	d			1821		1832			1851			1915		1933			1955	2006					2106		2125			2206		
Ash Vale	d	1803				1840					1908			1941				2014					2114					2214		
Aldershot	d	1809				1848				1906a	1917			1947				2019					2120					2220		
Farnham	a	1814				1854					1924			1954				2025					2125					2225		
Farnham	d	1815				1855					1925			1955				2025					2126					2226		
Bentley	d	1824				1901					1931			2002				2032					2132					2232		
Alton	a	1831				1908					1938			2009				2039					2139					2239		
Farnborough	d			1828			1845		1859			1922			1944		2002			2033	2044				2133	2144				
Fleet	d			1834			1850		1904			1928			1949		2008			2038	2050				2138	2150				
Winchfield	d			1839					1910			1933					2013			2044					2144					
Hook	d			1844					1914			1938					2018			2048					2148					
Basingstoke	a			1853			1902		1930			1949			2001		2029			2058	2102				2158	2202				

Late night and weekend trains may be altered due to engineering works.
Please check at southwesternrailway.com before travelling.

★ Passengers travelling with cycles may not join or leave services at stations with train times shown in blue.
For guide to all other notes and symbols see end of timetable.

MONDAY TO FRIDAY
London Waterloo and Woking to Alton and Basingstoke (Suburban Services)

	Notes	□	□	□	FO	FX	□	□	□	□	□	□	□	FO	FX	FO	FO	B	□	SX	SX	SO	SO	SO	□	SO				
London Waterloo	d	2142	2208	2150	2223	2220	2220	2242	2253	2250	2312	2323	2335	2320	2342	2348	2356	2350		0014	0009	0033	0020	0040	0037	0105				
Vauxhall	d			2154	2224	2224				2254			2324	2342	2348	2356	2350			0013	0037	0024	0044	0041	0109					
Clapham Junction	d	2149u	2215u	2159	2230u	2229	2229	2249u	2301u	2259	2319u	2330u	2344u	2329	2350u	2355u	0003u	2359		0021u	0018	0044	0031	0049	0046	0115				
Earlsfield	d			2202	2232	2232				2302			2332								0021		0034							
Wimbledon	d			2206	2236	2236				2306			2336								0025		0038		0056					
Surbiton	d	2200		2214	2241	2244	2244	2300	2312	2314	2338	2341		2344	0001	0006	0014	0016		0033	0033		0046							
Esher	d			2218		2248	2248			2318			2348					0020			0037s		0050s							
Hersham	d			2221		2251	2251			2321			2351					0023			0040s		0053s							
Walton-on-Thames	d	2207		2224		2254	2254	2307		2324	2345		2354	0008	0013		0026		0040	0043s		0055s								
Weybridge	d	2211		2227		2257	2257	2311		2327	2349		2357	0012	0019		0029		0044	0046s		0059s								
Byfleet & New Haw	d			2230		2300	2300			2330			2359				0032	0038		0049s		0102s								
West Byfleet	d			2233	2251	2303	2303		2322	2334		2356	0003		0023	0023	0035	0041		0052s		0105s		0118s						
Woking	a	2218	2234	2238	2259	2308	2311	2318	2331	2341	2355	0001	0003	0011	0019	0028	0027	0040	0047	0051	0058	0104	0110	0115	0124	0141				
Woking	d	2219	2235		2300			2319	2332		2357	0004	0004		0020	0029	0030		0053		0106		0116		0142					
Worplesdon	a							2334k																						
Guildford	a	2233k		2303k				2339k		0008k												0114		0124						
Brookwood	d	2225			2306			2325	2337		0003	0009		0026	0035	0036			0059											
Ash Vale	d				2314					2345			0017				0044													
Aldershot	d				2320					2351			0022				0050													
Farnham	a				2325					2356			0028				0055													
Farnham	d				2326					2357			0028				0059													
Bentley	d				2332					0004			0035				0105													
Alton	a				2340					0011			0042				0112													
Farnborough	d	2233	2245					2333			0011		0015		0034	0042			0107						0151s					
Fleet	d	2238	2251					2338			0016		0020		0039	0048			0112						0157s					
Winchfield	d	2244						2344			0022				0044s	0053s			0117s											
Hook	d	2248						2348			0026				0049s	0058s			0122s											
Basingstoke	a	2258	2303					2357			0035		0034		0102	0107			0131							0209				

Late night and weekend trains may be altered due to engineering works.
Please check at southwesternrailway.com before travelling.

For guide to all other notes and symbols see end of timetable.

SATURDAY

London Waterloo and Woking to Alton and Basingstoke (Suburban Services)

Notes																													
London Waterloo	d		0530	0520			0550		0603	0642		0650	0712	0723	0720	0742	0754	0809	0750	0812	0824	0820	0842	0854	0909	0850	0912	0924	0920
Vauxhall	d			0524			0554		0607			0654			0724				0754			0824			0854			0924	
Clapham Junction	d		0537u	0529			0559		0612	0649u		0659	0720u	0731u	0729		0801u		0759	0819u	0831u	0829		0901u		0859	0919u	0931u	0929
Earlsfield	d			0532			0602		0615			0702			0732				0802			0832			0902			0932	
Wimbledon	d		0543	0536			0606		0619			0706			0736				0806			0836			0906			0936	
Surbiton	d		0551	0544			0614		0634	0700		0714	0730	0742	0744	0800	0812		0814	0830	0842	0844	0900	0912		0914	0930	0942	0944
Esher	d			0548			0618		0638			0718			0748				0818			0848			0918			0948	
Hersham	d			0551			0621		0641			0721			0751				0821			0851			0921			0951	
Walton-on-Thames	d			0554			0624		0644	0707		0724	0737		0754	0807			0824	0837		0854	0907		0924	0937		0954	
Weybridge	d			0557			0627		0648	0711		0727	0741		0757	0811			0827	0841		0857	0911		0927	0941		0957	
Byfleet & New Haw	d			0600			0630		0650			0730			0800				0830			0900			0930			1000	
West Byfleet	d			0603			0633		0653			0733		0752	0803		0822		0833		0852	0903		0922		0933		0952	1003
Woking	a		0602	0608			0637		0658	0718		0738	0748	0759	0808	0818	0829	0833	0838	0848	0859	0908	0918	0929	0933	0938	0948	0959	1009
Woking	d	0601	0603		0620	0630	0638	0657		0719	0730		0749	0800		0819	0830	0834		0849	0900		0919	0930	0934		0949	1000	
Worplesdon	a			0618k					0717k						0818k						0918k							1018k	
Guildford	a			0623k			0646			0723k			0802k		0823k	0832k				0902k		0923k	0932k				1002k	1024k	
Brookwood	d	0607			0626	0636		0703		0725	0736		0755	0806		0825	0836			0855	0906		0925	0936			0955	1006	
Ash Vale	d	0615				0644		0711			0744			0814			0844				0914			0944				1014	
Aldershot	d	0620				0650		0720			0750			0820			0850				0920			0950				1020	
Farnham	a	0626				0655		0725			0755			0825			0855				0925			0955				1025	
Farnham	d	0628				0656		0726			0756			0826			0856				0926			0956				1026	
Bentley	d	0634				0702		0732			0802			0832			0902						1002					1037	
Alton	a	0641				0710		0740			0810			0839			0910				0937			1010				1037	
Farnborough	d				0634					0733			0803			0833		0844			0903			0933		0944		1003	
Fleet	d				0639					0738			0808			0838		0850			0908			0938		0950		1008	
Winchfield	d				0645					0744			0814			0844				0914			0944					1014	
Hook	d				0649					0748			0818			0848				0918			0948					1018	
Basingstoke	a		0623		0658					0758			0828			0858		0902			0928			0958		1002		1028	

Late night and weekend trains may be altered due to engineering works.
Please check at southwesternrailway.com before travelling.

For guide to notes and symbols see end of timetable.

SATURDAY

London Waterloo and Woking to Alton and Basingstoke (Suburban Services)

Notes																													
London Waterloo	d	0942	0954	1009	0950	1012	1024	1020	1042	1054	1109	1050	1112	1124	1120	1142	1154	1208	1150	1212	1224	1220	1242	1254	1309	1250	1312	1324	1320
Vauxhall	d				0954		1024					1054		1124		1124		1154			1224				1254		1324		1324
Clapham Junction	d		1001u		0959	1019u	1031u	1029		1101u		1059	1119u	1132u	1129		1201u		1159	1219u	1231u	1229		1301u		1259	1319u	1331u	1329
Earlsfield	d				1002			1032				1102			1132				1202			1232			1302				1332
Wimbledon	d				1006			1036				1106			1136				1206			1236			1306				1336
Surbiton	d	1000	1012		1014	1030	1042	1044	1100	1112		1114	1130	1142	1145	1201	1212		1214	1230	1242	1244	1300	1312		1314	1330	1342	1344
Esher	d				1018			1048				1118			1149				1218			1248			1318				1348
Hersham	d				1021			1051				1121			1152				1221			1251			1321				1351
Walton-on-Thames	d	1007			1024	1037		1054	1107			1124	1137		1154	1208			1224	1237		1254	1307		1324	1337			1354
Weybridge	d	1011			1027	1041		1057	1111			1127	1141		1158	1212			1227	1241		1257	1311		1327	1341			1357
Byfleet & New Haw	d				1030			1100				1130			1200				1230			1300			1330				1400
West Byfleet	d		1022		1033		1052	1103		1122		1133		1152	1203		1222		1233		1252	1303		1322		1333		1352	1403
Woking	a	1018	1029	1033	1038	1048	1059	1108	1118	1129	1133	1138	1148	1159	1208	1219	1229	1233	1238	1248	1259	1308	1318	1329	1333	1338	1349	1359	1408
Woking	d	1019	1030	1034		1049	1100		1119	1130	1134		1149	1200		1220	1230	1234		1249	1300		1319	1330	1334		1350	1400	
Worplesdon	a						1118k								1218k							1318k							1418k
Guildford	a	1032k			1102k		1123k	1132k				1203k		1223k	1232k					1302k		1323k	1332k				1402k		1423k
Brookwood	d	1025	1036			1055	1106		1125	1136			1155	1206		1226	1236			1255	1306		1325	1336			1356	1406	
Ash Vale	d		1044				1114			1144				1214			1244				1314			1344				1414	
Aldershot	d		1050				1120			1150				1220			1251				1320			1350				1420	
Farnham	a		1055				1125			1155				1225			1256				1325			1355				1425	
Farnham	d		1056				1126			1156				1226			1257				1326			1356				1426	
Bentley	d		1102							1202							1303							1402				1438	
Alton	a		1110				1137			1210				1237			1310				1337			1410				1438	
Farnborough	d	1033		1044		1103			1133		1144		1203			1234		1244		1303			1333		1344		1404		
Fleet	d	1038		1050		1108			1138		1150		1208			1239		1250		1308			1338		1350		1409		
Winchfield	d	1044				1114			1144				1214			1245				1314			1344				1415		
Hook	d	1048				1118			1148				1218			1249				1318			1348				1419		
Basingstoke	a	1058		1102		1128			1158		1202		1228			1258		1302		1328			1358		1402		1429		

Late night and weekend trains may be altered due to engineering works.
Please check at southwesternrailway.com before travelling.

For guide to notes and symbols see end of timetable.

SATURDAY

London Waterloo and Woking to Alton and Basingstoke (Suburban Services)

Notes																													
London Waterloo	d	1342	1354	1409	1350	1412	1424	1420	1442	1454	1509	1450	1512	1524	1520	1542	1554	1609	1550	1612	1624	1620	1642	1654	1709	1650	1712	1724	1720
Vauxhall	d				1354		1424					1454		1524	1524				1554		1624	1624			1654	1712	1724	1724	
Clapham Junction	d		1401u		1359	1419u	1431u	1429		1501u		1459	1519u	1531u	1529		1601u		1559	1619u	1631u	1629		1701u		1659	1719u	1731u	1729
Earlsfield	d				1402			1432				1502			1532				1602			1632			1702			1732	
Wimbledon	d				1406			1436				1506			1536				1606			1636			1706			1736	
Surbiton	d	1400	1412		1414	1430	1442	1444	1500	1512		1514	1530	1542	1544	1600	1612		1614	1630	1642	1644	1700	1712		1714	1730	1742	1744
Esher	d				1418			1448				1518			1548				1618			1648			1718			1748	
Hersham	d				1421			1451				1521			1551				1621			1651			1721			1751	
Walton-on-Thames	d	1407			1424	1437		1454	1507			1524	1537		1554	1607			1624	1637		1654	1707		1724	1737		1754	
Weybridge	d	1411			1427	1441		1458	1511			1527	1541		1557	1611			1627	1641		1657	1711		1727	1741		1757	
Byfleet & New Haw	d				1430			1501				1530			1600				1630			1700			1730			1800	
West Byfleet	d		1422		1433		1452	1504		1522		1533		1552	1603		1622		1633		1652	1703		1722		1733		1752	1803
Woking	a	1418	1429	1433	1438	1448	1459	1509	1518	1529	1533	1538	1548	1559	1608	1619	1629	1633	1638	1648	1659	1708	1718	1729	1733	1738	1748	1759	1808
Woking	d	1419	1430	1434		1449	1500		1519	1530	1534		1549	1600		1620	1630	1634		1649	1700		1719	1730	1734		1749	1800	
Worplesdon	a						1518k								1618k						1718k							1818k	
Guildford	a	1432k				1502k	1524k		1532k				1602k		1623k	1632k				1702k		1723k	1732k				1802k		1823k
Brookwood	d	1425	1436			1455	1506		1525	1536			1555	1606		1626	1636			1655	1706		1725	1736			1755	1806	
Ash Vale	d		1444				1514							1614			1644				1714							1814	
Aldershot	d		1450				1520							1620			1650				1720							1820	
Farnham	a		1455				1525							1625			1655				1725							1825	
Farnham	d		1456				1526							1626			1656				1726							1826	
Bentley	d		1502											1602			1702				1732							1832	
Alton	a		1510				1537							1610			1710				1739							1839	
Farnborough	d	1433		1444		1503			1533		1544		1603			1634		1644		1703			1733		1744		1803		
Fleet	d	1438		1450		1508			1538		1550		1608			1639		1650		1708			1738		1750		1808		
Winchfield	d	1444				1514			1544				1614			1645				1714			1744				1814		
Hook	d	1448				1518			1548				1618			1649				1718			1748				1818		
Basingstoke	a	1458		1502		1528			1558		1602		1628			1658		1702		1729			1758		1802		1828		

Late night and weekend trains may be altered due to engineering works.
Please check at southwesternrailway.com before travelling.

For guide to notes and symbols see end of timetable.

SATURDAY

London Waterloo and Woking to Alton and Basingstoke (Suburban Services)

Notes																				B									
London Waterloo	d	2142	2154	2209	2150	2212	2224	2220	2242	2254	2250	2312	2324	2335	2320	2342	2355	0010	2350			0014	0020	0040	0037	0105			
Vauxhall	d				2154		2224	2224			2254				2324				2354				0024	0045	0042	0109			
Clapham Junction	d		2201u		2159	2219u	2231u	2229	2249u	2301u	2259	2319u	2331u	2342u	2329	2349u	0002u	0017u	2359			0021u	0029	0051	0049	0115			
Earlsfield	d				2202			2232			2302				2332				0002				0032						
Wimbledon	d				2206			2236			2306				2336			0023u	0006				0036		0058				
Surbiton	d	2200	2212		2214	2230	2242	2245	2300	2312	2314	2338	2342		2344	2359	0013					0033	0044						
Esher	d				2218			2249			2318				2348				0019				0048s						
Hersham	d				2221			2252			2321				2351				0022				0051s						
Walton-on-Thames	d	2207			2224	2237		2254	2307		2324	2345			2354	0007			0025			0040	0053s						
Weybridge	d	2211			2227	2241		2258	2311		2327	2349			2357	0011			0028			0044	0057s						
Byfleet & New Haw	d				2230			2300			2330				2359				0031			0038	0100s						
West Byfleet	d		2222		2233		2252	2303		2322	2333		2355		0003		0022		0034		0041		0103s		0121s				
Woking	a	2218	2229	2233	2238	2248	2259	2308	2318	2329	2339	2356	2359	0001	0007	0018	0026	0039	0042		0049	0052	0108	0115	0126	0148			
Woking	d	2219	2230	2234		2249	2300		2319	2330		2357	0001	0003		0019	0028	0040		0044		0053		0116		0149			
Worplesdon	a							2318k		2330					0019k														
Guildford	a	2232k				2303k		2323k	2334k		2351k				0024k						0104k			0124					
Brookwood	d	2225	2236			2255	2306		2325	2335		0003	0007			0025	0034			0051		0059							
Ash Vale	d		2244				2314			2344			0015			0042			0059										
Aldershot	d		2250				2320			2352			0020			0047			0104										
Farnham	a		2255				2325			2358			0025			0052			0109										
Farnham	d		2256				2326			2358			0026			0053			0110										
Bentley	d		2302				2333			0005			0033			0100			0121										
Alton	a		2310				2340			0012			0040			0107													
Farnborough	d	2233		2244		2303			2333			0010		0014		0033						0107				0158s			
Fleet	d	2238		2250		2308			2338			0016		0020		0038						0112				0204s			
Winchfield	d	2244				2314			2344			0021			0043s							0117s							
Hook	d	2248				2318			2348			0026			0048s							0122s							
Basingstoke	a	2258		2302		2326			2355			0033		0033		0057		0058				0131				0216			

Late night and weekend trains may be altered due to engineering works.
Please check at southwesternrailway.com before travelling.

For guide to notes and symbols see end of timetable.

SUNDAY

London Waterloo and Woking to Alton and Basingstoke (Suburban Services)

Notes				B		D		C		D		B		D		B		D		B		D												
London Waterloo	d			0710		0740		0807		0810		0840		0905		0910		0940		1007		1010		1040		1107		1110		1140		1207		1210
Vauxhall	d			0714		0744		0814		0814		0844		0914		0914		0944		1014		1014		1044		1114		1114		1144		1214		
Clapham Junction	d			0719		0749		0815		0819		0849		0915		0919		0949		1015		1019		1049		1115		1119		1149		1215		1219
Earlsfield	d			0722		0752		0822		0822		0852		0922		0922		0952		1022		1022		1053		1123		1123		1153		1223		
Wimbledon	d			0726		0756		0822		0826		0856		0922		0926		0956		1022		1026		1057		1122		1127		1157		1222		1227
Surbiton	d			0735		0805		0830		0835		0905		0930		0935		1005		1030		1035		1105		1130		1135		1205		1230		1235
Esher	d			0739		0809		0839		0839		0909		0939		0939		1009		1039		1039		1109		1139		1139		1209		1239		
Hersham	d			0742		0812		0842		0842		0912		0942		0942		1012		1042		1042		1112		1142		1142		1212		1242		
Walton-on-Thames	d			0745		0815		0845		0845		0915		0945		0945		1015		1045		1045		1115		1145		1145		1215		1245		
Weybridge	d			0749		0819		0849		0849		0919		0949		0949		1019		1049		1049		1119		1149		1149		1219		1249		
Byfleet & New Haw	d			0751	0802	0821		0851	0902	0921		0951	1002	1021		1021		1051	1102	1121		1121		1151	1202	1221		1221		1251				
West Byfleet	d			0754	0805	0824		0854	0905	0924		0954	1005	1024		1024		1054	1105	1124		1124		1154	1205	1224		1224		1254				
Woking	a			0759	0811	0829		0842		0859	0911	0929		0942		0959	1011	1029		1042		1059	1111	1129		1142		1159	1211	1229		1242		1259
Woking	d	0746	0749	0805		0835	0846	0849		0905		0936	0946	0949		1005		1036	1046	1049		1105		1135	1146	1149		1205		1235	1246	1249		1305
Worplesdon	a			0814	0840k	0846		0904k		0914	0940k	0946		1010k		1014	1040k	1046		1110k		1114	1140k	1146		1210k		1214	1240k	1246		1310k		1314
Brookwood	d	0751	0755				0851	0855					0951	0955					1051	1055					1151	1155					1251	1255		
Ash Vale	d		0803					0903						1003						1103					1203						1303			
Aldershot	d		0808					0908						1008						1108					1208						1308			
Farnham	a		0813					0913						1013						1113					1213						1313			
Farnham	d		0814					0914						1014						1114					1214						1314			
Bentley	d		0824					0924						1024						1124					1224						1324			
Alton	a		0831					0931						1031						1131					1231						1331			
Farnborough	d	0759					0859							0959						1059					1159						1259			
Fleet	d	0804					0904							1004						1104					1204						1304			
Winchfield	d	0810					0910							1010						1110					1210						1310			
Hook	d	0814					0914							1014						1114					1214						1314			
Basingstoke	a	0821					0921							1024						1121					1221						1321			

Late night and weekend trains may be altered due to engineering works.
Please check at southwesternrailway.com before travelling.

For guide to notes and symbols see end of timetable.

SUNDAY

London Waterloo and Woking to Alton and Basingstoke (Suburban Services)

	Notes	B		D		B		D		B		D		B		D		B		D									
London Waterloo	d		1240	1307	1310	1340	1407	1410	1440	1507	1510	1550	1537	1540	1607	1610	1650	1637	1640										
Vauxhall	d		1244		1314	1344		1414	1444		1514			1544		1614			1644										
Clapham Junction	d		1249	1315	1319	1349	1415	1419	1449	1515	1519	1558u	1546	1549	1616	1619	1658u	1646	1649										
Earlsfield	d		1252		1322	1352		1422	1452		1522			1552		1622			1652										
Wimbledon	d		1256	1322	1326	1356	1422	1426	1456	1522	1526		1553	1556	1622	1626			1653										
Surbiton	d		1305	1330	1335	1405	1430	1435	1504	1530	1535		1602	1605	1630	1635			1702										
Esher	d		1309		1339	1409		1439	1509		1539			1609		1639			1709										
Hersham	d		1312		1342	1412		1442	1512		1542			1612		1642			1712										
Walton-on-Thames	d		1315		1345	1415		1445	1515		1545		1609	1615		1645			1709		1715								
Weybridge	d		1319		1349	1419		1449	1519		1549		1613	1619		1649			1713		1719								
Byfleet & New Haw	d	1302	1321		1351	1402	1421		1451	1502	1521		1551	1602		1621			1702		1721								
West Byfleet	d	1305	1324		1354	1405	1424		1454	1505	1524		1554	1605		1624			1705		1724								
Woking	a	1311	1329	1342	1359	1411	1429	1442	1459	1511	1529	1542	1559	1611	1619	1619	1629	1642	1659	1711	1719	1719							
Woking	d		1335	1346	1349	1405		1435	1446	1449	1505		1535	1546	1549	1605		1621	1623	1626	1635	1646	1649	1705		1721	1723	1726	1735
Worplesdon	a		1339			1439		1439			1539					1639					1739						1739		
Guildford	a	1340k	1346	1410k	1414	1440k	1446	1510k	1514	1540k	1546	1610k	1615		1640k	1649	1710k	1715			1740k	1746					1746		
Brookwood	d		1351	1355			1451	1455			1551	1555			1628	1632		1651	1655			1728	1732						
Ash Vale	d			1403				1503			1603			1641		1703						1741							
Aldershot	d			1408				1508			1608			1646		1708						1746							
Farnham	a			1413				1513			1613			1651		1713						1751							
Farnham	d			1414				1514			1614			1655		1714						1755							
Bentley	d			1424				1524			1624			1706		1724						1755							
Alton	a			1431				1531			1631			1706		1731						1806							
Farnborough	d		1359				1459				1559			1632	1636		1659			1732	1736								
Fleet	d		1404				1504				1604			1642		1704					1742								
Winchfield	d		1410				1510				1610					1710													
Hook	d		1414				1514				1614					1714													
Basingstoke	a		1421				1521				1621			1646	1654		1721			1746	1754								

Late night and weekend trains may be altered due to engineering works.
Please check at southwesternrailway.com before travelling.

For guide to notes and symbols see end of timetable.

SUNDAY

London Waterloo and Woking to Alton and Basingstoke (Suburban Services)

Notes	D	B	D	D	D	D	B	D	D	D	D	B	D	D	D	D	B								
London Waterloo	d	1707	1710	1750	1737	1740	1807	1810	1850	1837	1840	1907	1910	1950	1937	1940	2007	2010							
Vauxhall	d		1714			1744		1814			1844		1914		1944		2014								
Clapham Junction	d	1716	1719	1758u	1746	1749	1816	1819	1858u	1846	1849	1916	1919	1958u	1946	1949	2016	2019							
Earlsfield	d		1722			1752		1822			1852		1922		1952		2022								
Wimbledon	d	1722	1726		1753	1756	1822	1826		1853	1856	1922	1926		1953	1956	2022	2026							
Surbiton	d	1730	1735		1802	1805	1830	1835		1902	1905	1930	1935		2002	2005	2030	2035							
Esher	d		1739			1809		1839			1909		1939			2009		2039							
Hersham	d		1742			1812		1842			1912		1942			2012		2042							
Walton-on-Thames	d		1745		1809	1815		1845		1909	1915		1945		2009	2015		2045							
Weybridge	d		1749		1813	1819		1849		1913	1919		1949		2013	2019		2049							
Byfleet & New Haw	d		1751	1802		1821		1851	1902		1921		1951	2002		2021		2051							
West Byfleet	d		1754	1805		1824		1854	1905		1924		1954	2005		2024		2054							
Woking	a	1742	1759	1815	1819	1829	1842	1859	1915	1919	1919	1929	1942	1959	2015	2019	2019	2029	2042	2059	2115				
Woking	d	1746	1749	1805	1821	1823	1826	1835	1846	1849	1905	1921	1923	1926	1935	1946	1949	2005	2021	2023	2026	2035	2046	2049	2105
Worplesdon	a					1839		1839			1939		1939					2039				2039			
Guildford	a	1810k	1814		1840k	1846	1910k	1914			1946	2010k	2014		2040k	2046	2110k	2115							
Brookwood	d	1751	1755		1828	1832	1851	1855		1928	1932	1951	1955		2028	2032	2051	2055							
Ash Vale	d		1803			1841		1903			1941		2003			2041		2103							
Aldershot	d		1808			1846		1908			1946		2008			2046		2108							
Farnham	a		1813			1851		1913			1951		2013			2051		2113							
Farnham	d		1814			1855		1914			1955		2014			2055		2114							
Bentley	d		1824			1924		1924			2024		2024			2124		2124							
Alton	a		1831		1906	1931		1931			2006		2031			2108		2131							
Farnborough	d	1759			1832	1836		1859		1932	1936		1959		2032	2036		2059							
Fleet	d	1804			1842			1904			1942		2004		2042		2104								
Winchfield	d	1810						1910					2010				2110								
Hook	d	1814						1914					2014				2114								
Basingstoke	a	1821			1846	1854		1921		1946	1954		2021		2046	2054		2121							

Late night and weekend trains may be altered due to engineering works.
Please check at southwesternrailway.com before travelling.

For guide to notes and symbols see end of timetable.

SUNDAY

London Waterloo and Woking to Alton and Basingstoke (Suburban Services)

Notes	D	D	D	B	D	D	D	B	D	B	D	D	D	B	D	B	D	D			
London Waterloo	d	2050	2037	2040	2107	2110	2150	2137	2140	2207	2210	2250	2237	2240	2307	2310	2335	2340	0010		
Vauxhall	d			2044	2114	2114			2144	2214	2214			2244	2314	2314		2344			
Clapham Junction	d	2058u	2046	2049	2116	2119	2158u	2146	2149	2216	2219	2258u	2246	2249	2316	2319	2344u	2349	0017u		
Earlsfield	d			2052	2122	2122			2152	2222	2222			2252	2322	2322		2352			
Wimbledon	d		2053	2056	2122	2126		2154	2156	2222	2226		2253	2256	2322	2326		2356	0023u		
Surbiton	d		2102	2105	2130	2135		2202	2205	2230	2235		2302	2305	2330	2335		0005			
Esher	d			2109		2139			2209		2239			2309		2339		0009			
Hersham	d			2112		2142			2212		2242			2312		2342		0012			
Walton-on-Thames	d		2109	2115	2145			2209	2215		2245		2309	2315		2345		0015			
Weybridge	d		2113	2119	2149			2213	2219		2249		2313	2319		2349		0018			
Byfleet & New Haw	d			2121	2151	2202			2221		2251	2302		2321		2351	0002	0021			
West Byfleet	d			2124	2154	2205			2224		2254	2305		2324		2354	0005	0024			
Woking	a	2119	2119	2129	2142	2159	2211	2219	2229	2242	2259	2311	2319	2329	2342	2359	0007	0011	0030	0041	
Woking	d	2121	2123 2126	2135	2146 2149	2205		2221	2223 2226	2235	2246 2249	2305		2321	2323 2326	2335	2346 2349	0005	0008	0033	0042
Worplesdon	a			2139		2214			2239		2246		2305	2339		2346					
Guildford	a		2140k	2146	2210k				2246	2310k			2346	0010k							
Brookwood	d		2128	2132	2151	2155			2228	2232	2251	2255		2328	2332	2351	2355		0039		
Ash Vale	d			2141		2203			2241		2303			2341		0003			0047		
Aldershot	d			2146		2208			2246		2308			2349		0008			0052		
Farnham	a			2151		2213			2251		2313			2354		0013			0057		
Farnham	d			2155		2214			2255		2314			2355		0014					
Bentley	d			2224		2231			2306		2324			0024							
Alton	a		2206			2231			2306		2331			0011		0031					
Farnborough	d	2132	2136		2159			2232	2236		2259		2332	2336		2359		0019			
Fleet	d		2142		2204				2242		2304			2342		0004		0024			
Winchfield	d				2210						2310					0010					
Hook	d				2214						2314					0014					
Basingstoke	a	2146	2154		2221			2246	2254		2322		2346	2353		0021		0039		0100	





Late night and weekend trains may be altered due to engineering works.
Please check at southwesternrailway.com before travelling.

For guide to notes and symbols see end of timetable.

GUIDE TO NOTES AND SYMBOLS

- FX** Service does not run on Friday.
- FO** Service runs on Friday only.
- SX** Service does not run on Saturday morning.
- SO** Service runs on Saturday morning only.
- a** Arrival time.
- d** Departure time.
- k** Change at Woking.
- s** Stops to let passengers leave the train only.
- u** Stops to let passengers join the train only.
- I** First Class accommodation available.
- ★ **Passengers travelling with cycles may not join or leave services at stations with train times shown in blue.**
- ↳ Continued in later column.
- ← Continued from earlier column.
- ↘ Train attaches to another.
- ↙ Train divides.

All services in this timetable are operated by South Western Railway.

- B** To or from London Waterloo via Staines. (see timetable 16).
- C** From Clapham Junction. (see timetable 16).
- D** Train divides at Woking - Front portion continues to Basingstoke. Rear portion continues to Alton.
-  Interchange for Mid-Hants Steam Railway. Visit watercressline.co.uk
-  Car Park.
-  Interchange for London Trams service to Croydon. Visit tfl.gov.uk for details.
-  Interchange for London Underground. Visit tfl.gov.uk for details.
- ← Woking - Railair coach link between Woking station and Heathrow Airport. Visit firstbus.co.uk/railair for details.
- Ⓞ Minimum connection time where different from the standard five minutes.
- #6** Number of the timetable which shows faster services between this station, Clapham Junction and London Waterloo.

Cycles on trains - Monday to Friday

At peak times the following restrictions apply in the area bounded by Reading, Hook, Alton, Guildford and Dorking.

Passengers travelling with cycles may not join or leave from services timed to arrive at London Waterloo between 0715 and 1000 inclusive or timed to depart from London Waterloo between 1645 and 1900 inclusive.

Travelling after midnight?

Trains which run after midnight are shown at the end of the day.


















Timetable information

For services between Farnham and Guildford or Ascot, please see timetable 12.

For the full service between Farnham, Aldershot and Ash Vale, please see timetable 51.

STATION INFORMATION

See notes for explanation of symbols.

Basingstoke			#21
Hook			
Winchfield			
Fleet			
Farnborough			
Alton			
Bentley			
Farnham			
Aldershot		④	
Ash Vale			
Brookwood		③	
Guildford			#6
Worplesdon			#6
Woking		←	#6
West Byfleet			
Byfleet & New Haw			
Weybridge			
Walton-on-Thames			
Hersham			
Esher			
Surbiton		Ⓞ	
Wimbledon		 	Ⓞ
Earlsfield			
Clapham Junction		⑩	
Vauxhall			
London Waterloo		⑮	

South Western Railway and Community Rail Partnerships

We are committed to working with Community Rail Partnerships (CRPs) across our network. CRPs are not-for-profit organisations that help to further connect the railway with the communities they serve. They work closely with SWR to promote healthy and sustainable travel, design projects which bring communities together, as well as support social and economic development. SWR is proud to provide core funding and support to 12 CRPs on our network.

Wey Valley Community Rail Partnership

Stations: Guildford, Wanborough, Ash Vale, Ash, Aldershot, Farnham, Bentley and Alton

A new Community Rail Partnership that covers the Alton Line.

Email: [**weyvalleycrp.co.uk**](mailto:weyvalleycrp.co.uk)



Visit us at southwesternrailway.com

- Buying tickets online
- Live train information
- Train times
- Special offers and days out
- Plan your journey
- Latest news

Customer Service Centre

0345 6000 650

Monday to Friday 0800 - 2000

Saturday 0900 - 1800

Sunday 0900 - 1600

Our UK based team are available for:

- Comments and suggestions

Assisted Travel

0800 5282 100

Text relay 18001 0800 5282 100

A freephone service open 24 hours for older and disabled customers.

We recommend booking assistance **2 hours in advance**.

National Rail Enquiries

03457 48 49 50

Train times, fares and rail information.

Free travel alerts

southwesternrailway.com/alerts

Keeping our registered customers up-to-date with their service running information, delays and alterations.

Twitter [@SW_Help](https://twitter.com/SW_Help)

Follow South Western Railway on Twitter and be the first to know what's happening on our network.

Facebook Facebook.com/SWRailway

Providing South Western Railway network information and details of our latest offers.

First MTR South Western Trains Limited (trading as South Western Railway) accepts no liability for any inaccuracy in the information contained in this timetable which is subject to alteration.

First MTR South Western Trains Limited. Registered in England and Wales 07900320.

Registered office: 8th Floor, The Point, 37 North Wharf Road, London W2 1AF.

A First and MTR company.

South Western
 **Railway**

PTT10 12 2023



Please Recycle